



a **Product,**
a **Mass,**
a **Solution**

LIFTING

LASHING

POLYURETHANE PROTECTION

PERSONAL PROTECTIVE EQUIPMENT

**THE
CATALOG**



Dear **customer**,
Dear **partner**,

For more than 35 years, safety, “**YOUR SAFETY**” has been at the heart of our philosophy.

THE ASSURANCE OF YOUR PEACE OF MIND:
unique traceability of our products.

Our guarantee as a **leading French manufacturer**:
you use and buy equipment that **complies** with
current regulations.

At any time we can trace **the origin of the**
components used, the various parties **involved** in
the manufacturing and **testing** of your equipment.

Thanks to our experience and our position as a leading French manufacturer in the sector, you benefit from a level of **SECURITY** and
TRACEABILITY UNIQUE IN EUROPE.

a **Product,**
a **Mass,**
a **Solution.**

With this new edition of our general catalogue, we wanted to put our expertise at your service through recommendations for use, summaries of standards, explanations of methods, etc.

Discover our different ranges and new products on the following pages, as well as our new products:

- New services following the expansion of our test laboratory with :
 - ◆ **One of the only horizontal traction and compression benches in Europe with an exceptional capacity of 2600 T,**
 - ◆ A vertical traction bench with a capacity of 300 T.

Find out more on p.13.

- Our new Scan & Control system to help you keep track of your Periodic General Inspections, see p.18
- QR codes scattered throughout the catalogue to find our product videos,
- New ranges in lifting, lashing and polyurethane protection...


Find them via the button and the new products pages at the beginning of each chapter.

We hope you will enjoy using this catalogue,,

We look forward to hearing from you soon,

Sincerely,

Patrick DESFORET
P.D.G



**DISCOVER
OUR VIDEOS**



By working with PMS Group companies, you benefit from the unique expertise and experience of a manufacturer combined with the strength of a unified and invested team of partners.

With our ISO 9001:2015 certified quality system, GS certification, our products conform with the European Standard, PMS Group enjoys the confidence of the most demanding professionals.



Key industrial player France

- Created in 1985 in Franche Comté.
- 12 000 sq m of production and storage.
- Nationwide coverage.
- 1 engineering hub.
- 3 testing laboratories.

Present in more than 70 countries

- Main European player.
- More than 8000 references on catalog.
- With a network of more than 3000 distributors.

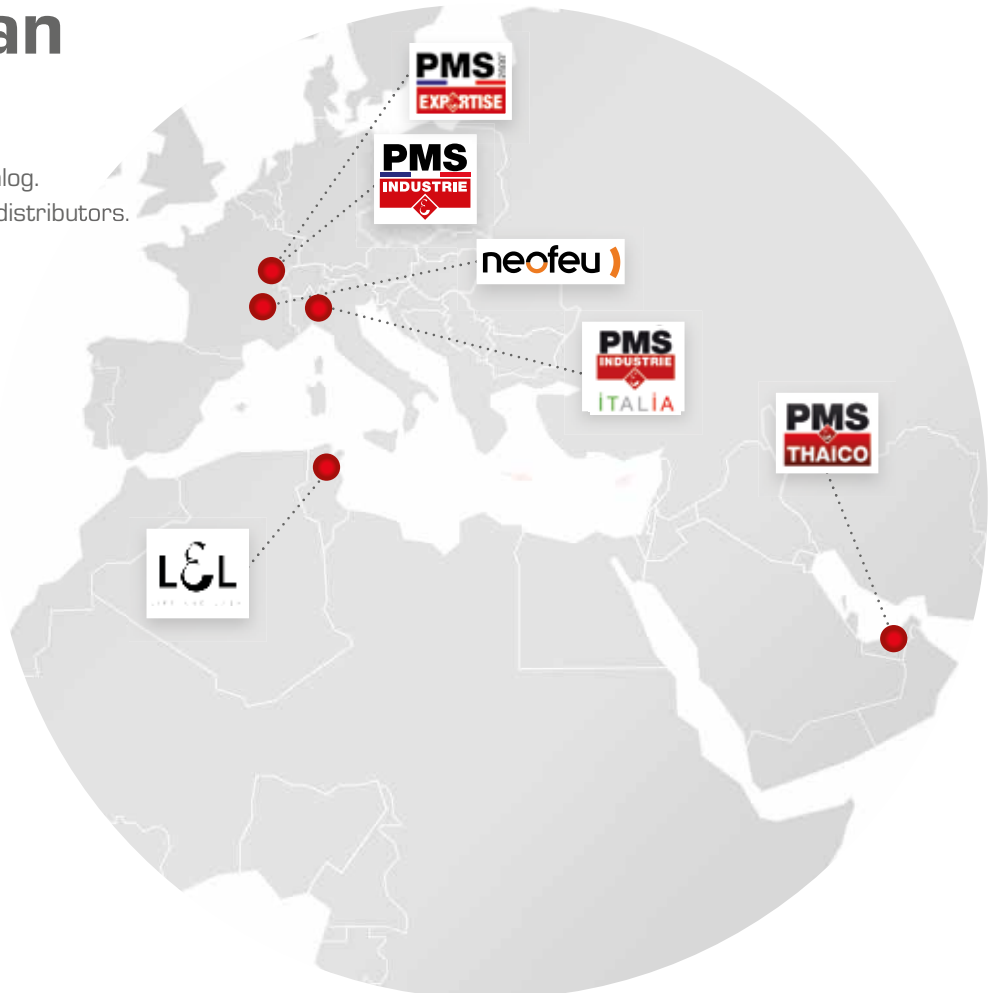


3 sales branches

- Italy.
- Tunisia.
- Dubaï (Ras Al Khaimah).

4 production sites:

- France.
- Italy.
- Tunisia.
- Dubaï (Ras Al Khaimah).





by **PMS** GROUP
FABRICANT FRANÇAIS



Created in 2020, this is the latest company to join PMS Group. PMS 2600T expertise is dedicated to safety through a testing laboratory, a traceability and periodic audit of products service with a SCAN & CONTROL system and a training center:



French company created in the fifties, is specialized in conceiving, manufacturing and marketing fall protection personal protective equipment. NEOFEU has joined PMS Group in 2018.



Created in 2004 in Tunisia, Lift & Lash manufactures lifting, lashing and personal protective textile equipment.



Created in 2012 in the United Arab Emirates, PMS & Thaico manufactures and sells lifting, lashing and personal protective equipment on Middle East market.



Created in 2010 in Cirié (near Turino), PMS Industrie ITALIA sells PMS Industrie's range on the Italian market.

YOUR CONTACTS

CUSTOMER SERVICE

Follow-up, advice, technical information, user manuals, our customer service will assist you in the use of the entire PMS Industrie range.

This service is based in France and is available from Monday to Friday from 8am to 6pm:

- By phone: 03 81 96 33 34

- By email : export@pms-ind.com



www.pms-ind.com



FRENCH MANUFACTURER GUARANTEE

Are you facing a sensitive lifting situation? A problem? A doubt on a working site? A handling requiring specific equipment? A standard to be explained? Working with PMS Industrie for standard or customized products you benefit from the strength of a French manufacturer and of a full customer service.

TWO POSSIBILITIES: BRIEF OR CUSTOMIZED TRACK.

BRIEF TRACK

WHICH PRODUCTS ARE CONCERNED?

- Regular products (example: round slings 2T 3m).
- Regular ranges with customization (examples: marking on the label, lashing systems with 2 different endings, protective sleeves, etc.).
- Replenishment of a tailor-made product already manufactured on a previous order (example: window lifting sling, etc.).

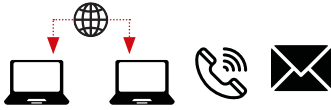


CUSTOMIZED TRACK

WHICH PRODUCTS ARE CONCERNED?

- Technical ranges (examples: pipeline slings, products with polyurethane honeycomb coating, etc.).
- 100% tailor-made products (examples: marking of the sleeve, label, packaging, etc.).
- Solutions to specific problems (examples: handling slings for fish farming pipes, load safety witness, etc.).

1 Reception of your request



2 Project study

Our engineering office, sales and quality teams are at your disposal to provide you with the best support possible. If necessary, we can schedule an appointment with one of our expert.



4 Production of your order

taking into consideration your constraints (dead line, customization...).

Quotation approval



3 Elaboration of a prototype

and a price offer by our engineering department.



5 A full quality control

at every step of the production process.

Testing of the product (breaking, fatigue,...).



6 A reactive dispatch:

our team and factory based in France enable us to be reactive and to adapt our production to your specificities.

WORKING WITH US PROVIDES YOU WITH:



1 Our expertise:

Our manufacturing plant located in Franche-Comté provides you with:

- A unique know-how,
- A skilled workforce,
- The experience and reliability of a French manufacturer.



2 Our unique traceability:

Each product has a unique serial number which allows us to retrieve:

- The origin and inspection result of all raw materials,
- The various parties involved in manufacturing the product.
- The person from our quality department who controlled the product.

This level of traceability provides you with high safety and a certain peace of mind. It also ensures you using a product that complies with applicable regulations.



2 An after-sale service:

- A sales team to answer any question you may have.
- A website to download instructions of use, datasheets...
- A quality department to achieve any repair or mandatory yearly audits on your equipment.
- A training center to learn you how to use your equipment safely.

TABLE OF CONTENTS

ABOUT US

P.02

- Your contacts p.03
- French manufacturer guarantee p.04
- Our philosophy p.08
- Our commitments p.10
- Marketing solutions p.12
- Testing laboratory p.13
- Individual or group training p.16
- Periodic audit – Scan & Control p.18

TEXTILE LIFTING

P.21

- Standards, load configuration chart, technical information p.22
- New products and customisation solutions p.28
- Roundsling and Grizzly 100% UHMWPE p.32
- Roundsling COBRA p.36
- Roundsling double sleeve and middle stitch p.37
- Roundsling double sleeve and side stitch p.38
- Méga Roundsling including wearing indicator p.40
- Elro Roundsling p.42
- Polyester link chain and polyester master link p.44
- The different types of flat webbing slings p.45
- Lifting sling for boats p.46
- Flat webbing sling type C, 4 plies,
cat. 2 p.47
cat. 4 et cat. 6 p.48
- Flat webbing sling type B, 2 double ply,
cat. 1 et cat. 3 p.49
cat. 2 p.50
cat. 4 p.51
cat. 5 p.52
- Flat webbing sling type B, double ply, *cat.6* and *cat.7*... p.53.54
- Endless flat webbing sling type type D,
single or double ply p.55
- PVC protective sleeves p.55
- Multi legs slings p.56
- Entertainment range p.58
- Single use one way sling p.59
- Li-1 One-way sling, « non-reusable » p.60
- White roundsling p.62
- MAGMA flat webbing sling p.62
- Juxtaposed webbing sling p.63
- Mover strap p.63
- Cargo net for lifting p.64
- Bus-carrying net p.64
- Hammock webbing sling p.65
- Flat webbing sling with intermediate eye p.65
- Drum lifting sling, Hose-positioning flat webbing sling,
concrete pole lifting roundsling p.66
- Glass-lifting sling, hose securing system p.67
- Lowering-in belts for pipeline p.68
- Choker belt p.70

POLYURETHANE PROTECTION

P.71

- 100% French production p.72
- New products p.73
- Polysafe polyurethane sleeves standard and reinforced ... p.74
- Polyspray projected polyurethane p.76
- Polysafe coating p.77
- Honeycomb coating p.78
- POLYNAPPE p.79
- POLY-CAL p.80
- Regular, magnetized, and flexible polyurethane corners p.82
- Polyurethane edges protections p.84
- Opening system for load turner p.84
- Sound insulation – anti slip polyurethane carpet –
handling equipment protection p.85
- Different types of protection sleeves p.87

LASHING

P.89

- Standards, technical information p.90
- Different lashing methods p.94
- New products p.97
- Your tailor-made textile lashing systems p.98
- Customisation solutions p.100
- Lashing systems LC 10 000 daN (15 T) and LC 7 000 daN (11 T)..... p.101
- Powertruck lashing systems LC 5 000 daN (7,5 T) p.102
- Ergotruck lashing systems LC 5 000 daN (7,5 T)..... p.103
- Lashing systems multiplied tensioning ratchet LC 5 000 daN (7,5 T) p.104
- Lashing systems progressive release ratchet LC 5 000 daN (7,5 T) p.105
- Standard lashing systems LC 4 000 daN (6 T) p.106
- TENSO standard systems p.107
- Self-retractable lashing systems p.108
- Lashing systems LC 2 000 daN (3,2 T) p.109
- Lashing systems LC 800 daN (1,2 T) p.110
- Event range: black straps and tents p.111
- Stainless steel lashing systems p.112
- Lashing net..... p.113
- Interior lashing systems LC 1 600 daN (3 T) p.114
- Rails and lashing bars (telescopic, kargo keeper, support and savoyard..) p.115
- Car and truck lashing systems p.117
- GO RACER motorbike lashing systems p.118
- Single use lashing, strapping p.118
- Straps for Tarpaulin p.119
- Chain lashing p.120
- Ratchet p.121
- Buckles and rings p.123
- Hooks p.124
- Corner protectors (corner, protection keeper, sleeves) .. p.126
- Container lock, webbing retractor, anti-slip carpet p.127
- Sandows p.128
- Load safety witness p.129
- Snowcramp XXL p.130
- Offroad vehicle towing webbing p.132

OTHER LIFTING AND HANDLING SOLUTIONS

P.133

- Wire rope sling p.134
- Multi legs slings from 1 to 4 legs p.139
- Concret culverts and manhole clamp p.140
- Lifting clamp p.140
- Plate lifting clamp p.141
- Wire rope winch p.141
- Manual hoiste p.142

PERSONAL PROTECTIVE EQUIPMENT

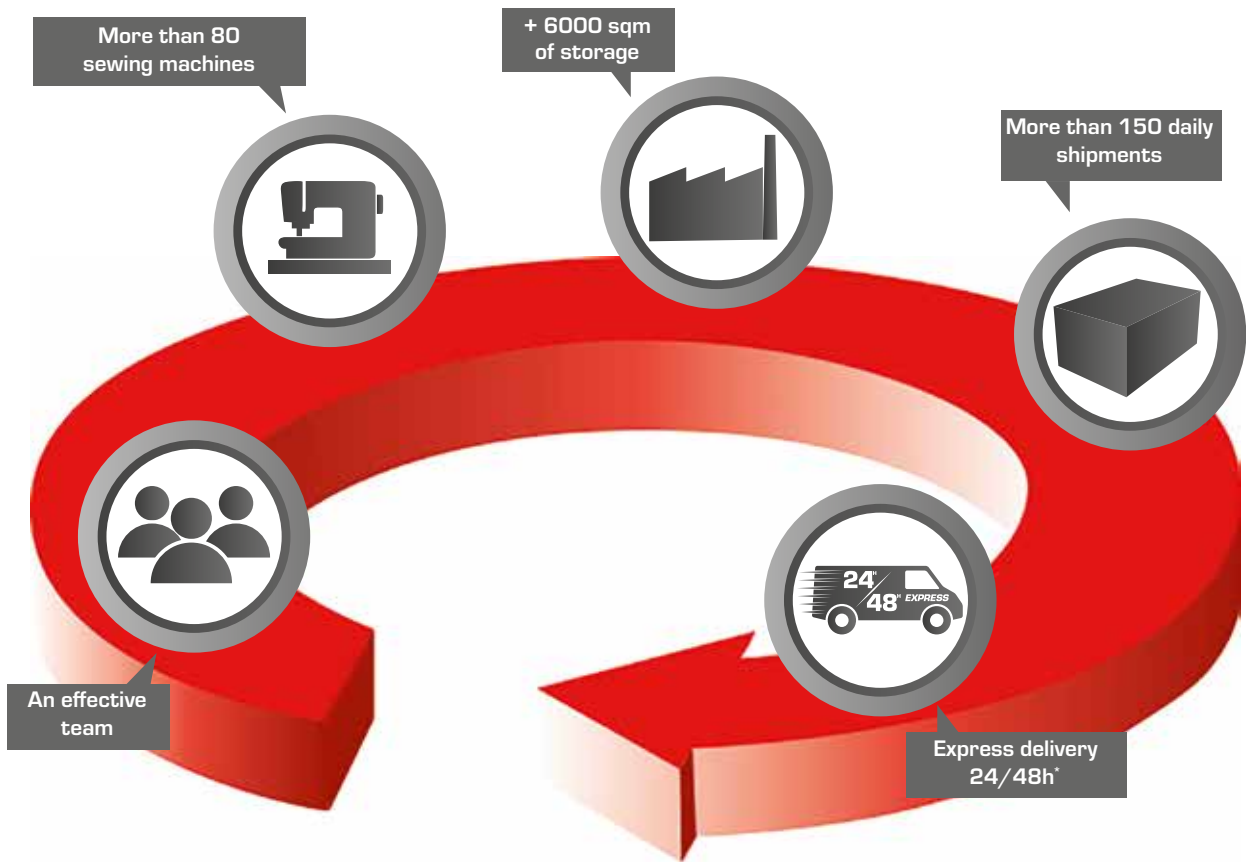
P.143

- ile'o - Pylonist and industrial maintenance harness p.144
- alt'o - Rope access harness p.145
- vit'o - Fall arrest and rescue harness p.146
- Pack & G'O - Fall arrest with integrated transport bag.. p.147
- KTP EVO - Fall arrest and rescue harness p.148
- IZI EVO - Fall arrest harness p.149
- ECO RANGE p.150
- arb'o - Tree climbing belt p.151
- Fall arrest harness p.152
- Cable retractable type fall arrester p.152
- Lanyards and shoks absorbers p.153

OUR PHILOSOPHY IS OUR DIFFERENCE

A 360° REACTIVITY

In a market where urgency is part of everyday life, developing our capacity to manage the unexpected and cultivating our reactivity are our priorities. Clients' satisfaction remains our priority.



- **An efficient and skilled team** dedicated to meeting your needs and requirements.
- **A production facility based in France**, to reply quickly to all your requests.
- An efficient platform and logistics service with more than **6,000 m²** of storage, thousands of references in stock and more than **150 daily shipments** that allow us to commit to express deliveries in 24/48h* on a large selection of products (depending on quantity).

**Pending on delivery address*



A PERMANENT SUPPORT

- **ATTENTION** : through our technical sales team available we by phone.
- **PROXIMITY** : our itinerant commercial team will assist you in your premises whatever your region.
- **FOLLOW UP AND TRAINING** : from quotation to shipment with our sales and quality teams, our training offers or setting up of periodic mandatory audits by a skilled workforce.



GUIDANCE

- Lifting and lashing equipment require **great attention** during their use: **we accompany you with this matter**. Indeed, each user establishment is civilly and criminally liable for the choice, use and maintenance of work equipment.
- Pursuant to the Decree of March 1, 2004, we – undersigned PMS Industrie – ensure **the suitability for use of the new lifting accessories** that we market. However, insofar as the conditions of use and implementation of the latter are not brought to our knowledge: the adequacy examination cannot be our responsibility, but it remains an obligation for the user.
- For 35 years, we have been called upon **to appraise complex handling** in situ in Europe. Our professional teams are **available** and **ready** to answer **all your questions**.

PROXIMITY AND EXHIBITION

We exhibit at several international tradeshows such as Batimat and Solutrans in France, Liftex in the United-Kingdom, Egyps in Egypt, MIDEST in Morocco, Big 5 and Intersec in Dubai, CEMAT in Russia, Napec Oran, Hassi Messaoud in Algeria...

These exhibitions enable us to offer a range of products in line with the needs of the market and to establish our visibility on the market.



OUR COMMITMENTS

A CONTINUOUS INNOVATION


We use the latest technologies, materials, and designs to develop up-to-date products.

Thanks to our engineering office, 3D printer, industrial design software, testing benches and flexible manufacturing facility we can quickly study any of your request.

We position ourselves as a real solution designer.

We innovate continuously and hold several patents (Tenso, Cobra, Grizzly).

Manufacturing of a flat webbing sling with intermediate eyes. ----->



A BESPOKE FRENCH MANUFACTURING

Our proximity, the performance of our production facility, the flexibility and reactivity of our production units enable us to provide you with tailor-made solutions.

Whether for a unique designed product, personalized marking or specific lengths, our design office will consider all your requirements for the creation of your product.

With national manufacturing and an historical know-how, we respond as quickly as possible to the creation of a bespoke product and offer during its production the most rigorous traceability in accordance with the regulations in force.

We guarantee the use of raw materials that meet our strict specifications, the use of certified high-tech components and rigorous manufacturing

<--- Manufacturing of a 400 tons round sling.

A 100% TRACEABILITY

As a manufacturer we are directly responsible for launching our products on the market. Aware of this crucial responsibility and the issues that arise from it, we have, since 1985, deployed complete and rigorous measures to meet the requirements of the product self-certification procedure. By trusting us, you develop a partnership with a responsible player on whom you can rely permanently and fully reassured peace of mind.

The development of our products in our factory in Rang (Franche Comté) is means a complete with complete control of production; a strict selection of our suppliers with rigorous monitoring of our supplies; control at all stages of manufacturing and full traceability.

Each product manufactured by PMS Industrie has a unique traceability number: its "identity card" which allows us to trace the materials and people involved in the manufacturing and inspection of the product.

The traceability of our products provides you transparency and safety: you have the insurance of using products compliant with regulations currently in force.



↑
Shrink wrapping.



↑
Traceability solution.



QUALITY CONTROLLED PRODUCTS

With our quality department we have established procedures to control and analyze not only all our production but also the material and components of our suppliers.

To do so, we own a unique testing laboratory in Europe:

- 2 horizontal traction benches of 2600 T and 120 T.
- 2 vertical traction benches of 300 T and 30 T.
- One hydraulic press of 100 T.

We conduct 3 different types of test depending on the product :

- Breaking test.
- Testing under static proof load.
- Fatigue test.

As an experienced manufacturer we comply with European regulation and go even beyond with our unique traceability policy.

Our quality system is certified ISO 9001:2015 and we also also participate to the development and implementation of the standards through our EVOLIS union membership



300 T vertical testing bench. -----▶



-----▶ Periodic mandatory audit of an equipment.

OUR PRODUCTS GUARANTEE

The guarantee of a product gathers several actions undertaken to provide the highest security and reliability upon its development, manufacturing, and marketing.

Our testing laboratory enables us to test and control our own production as well as our suppliers' resources.

Our collaboration with external parties and notified bodies highlights our seriousness, and guarantees we provide you with regulation compliant products.

We certify that our range of products:

- has been tested on our benches.
- complies with our quality department control procedures during development, manufacturing, and distribution.
- is manufactured in compliance with our ISO 9001:2015 quality system and with current standards (product certification for round slings and flat webbing slings).
- complies to our charter and current standards : product and order conformity, logistics service for you delivery, after sales service.



MARKETING SOLUTIONS

We offer effective marketing solution to enhance our business relationships. **Retailers, dealers, platforms : we provide you with necessary tools to develop your sales.**

Our sales aids can be personalized to suit your brand, please contact our sales department for more information.

PACKAGING

We are continually adapting our offer to provide you with practical and modern packaging, products that are easy to transport, store and attractive.



Half-pallet display

Modular display

Shelf display

Counter display



DISPLAYS AND SHELVES

Our displays in pallet and counter boxes are ready for use upon receipt. We offer the complete layout of shelves and have the necessary accessories to dress your existing shelves (shelf barker, etc.)

COMMUNICATION MEDIA

A lot of documentation at your disposal: data sheets, manuals, advice, presentation and demonstrations videos promotional actions, catalogs...



WEBSITE

A constantly evolving website to find our latest news, a blog to provide you with useful information about your equipment and a showroom to find out about our new products.

With PMS 2600 EXPERTISE, we affirm our willingness to provide a service dedicated to safety via :

- A complete laboratory for testing any equipment on the market,
- A traceability and periodic audit of products with a SCAN & CONTROL system,
- A training center,
- An expertise service dedicated to lifting, lashing and personal protective equipment.

A TESTING LABORATORY

Since we acquired two new benches with exceptional traction capacities : horizontal **2600 T** and vertical **300 T**, we now have one of the largest test capacity in Europe. We are then able to test all types of equipment on the market via destructive or under proof load tests.

Our laboratory enables us to offer you reliable equipment and to demonstrate its conformity with the requirements of the **European Machinery Directive 2006/42/EC**.



Exceptional equipment:
 one of the few 2600 T benches in Europe.



A responsive and competent team:
 each situation is studied with the greatest care to provide a rapid and complete response.



Reliable results:
 Our benches are controlled and calibrated by a certified laboratory to ensure conformity of the data and tests performed.



A complete expert report:
 Following each expertise mission, we send you a report with our expert's results.

EQUIPMENT WITH EXCEPTIONAL CAPACITY

Within the framework of the self-certification procedure applicable to lifting accessories, the use of tests (under proof load or breakage) on test specimens is an essential step before a product is placed on the market in order to attest to its capacities and to justify its conformity with the applicable regulations.

The increase in our testing capacity, via the acquisition of additional equipment, now enables us to be autonomous in the qualification of the products we are likely to offer you.

We have three types of benches :



Horizontal traction benches

The product to be tested is held between the two axes.



Vertical traction benches

The product to be tested is held between the two axes of the bench, then subjected to traction via the elevation of the hydraulic cylinder.



Hydraulic press

It applies a force on the product to be tested by compressing it against its base.

HYDRAULIC HORIZONTAL TRACTION BENCHES

HYDRAULIC TRACTION AND COMPRESSION OF 2600 T

NEW

A test bench with an exceptional capacity of **2600 T** places us among the European leaders, in fact less than 4 test benches of this size are **operational in Europe**.

It allows us to measure the resistance of a product to traction by applying balanced forces towards the outside, or to compression by applying balanced forces towards the inside.

2600 T hydraulic cylinder, effective tests up to 2200 T.



New provisions implemented for this exceptional equipment :

Protection of the environment and people :

- Armored wall in front of the control room.
- The bench is located in an isolated building. Its access is restricted when a trial is in progress .
- A protective cover is positioned on the bench.
- The customer can safely watch the testing of his product directly from the control room.

Bridge crane :

- Our double crane allows us to position the test piece perfectly.



HYDRAULIC TRACTION OF 120 T

Used to measure a product's tensile strength by applying balanced forces outward.



.....> Test on a 400 T loba

HYDRAULIC COMPRESSION PRESS

Measures the compressive strength of a product by applying balanced inward forces.



HYDRAULIC VERTICAL TRACTION BENCHES

HYDRAULIC TRACTION OF 300 T

NEW

This new bench has an exceptional capacity for a vertical traction bench. Used to measure a product's tensile strength by applying balanced forces outward.

New provisions implemented for this exceptional equipment :

Protection of the environment and people :

- Armored wall in front of the control room.
- The bench is located in an isolated building. Its access is restricted when a trial is in progress .
- A protective cover is positionned on the bench.
- The customer can safely watch the testing of his product directly from the control room.
- Protective grids are positioned around the bench structure.



HYDRAULIC TRACTION OF 30 T

Used to measure a product's tensile strength by applying balanced forces **outward**.



A DIVERSIFIED TEST PANEL

We provide you with our test benches and technicians to carry out destructive or under proof load tests of your equipment so as to provide you with the necessary guarantees during marketing, distribution or use of your material.

Our benches are controlled and calibrated by a certified laboratory to ensure conformity of the data and tests performed.



After each test we can provide you with a full report of the test results.

On request, we can also use independent certification organisations.

You have proof and documentation of the quality and regulatory compliance of the equipment you use.

DESTRUCTIVE TESTING

BREAKING LOAD TEST*

Your product is **subjected to tensioning until it breaks** in order to study its mechanical resistance, its **behavior**, its **capacity** as well as its **safety coefficient**.

Non-exhaustive examples of products that can be tested :
Roundslings and flat webbing slings, handling accessories, agricultural and aeronautical equipment, anchor points for oil platforms.

NON-DESTRUCTIVE TESTING

TESTING UNDER STATIC PROOF LOAD*

Your accessories or devices are kept under a **constant proof load** for a given period to study its **aptitude** and its **resistance**.

Non-exhaustive examples of products that can be tested :
Chains for floodgates and dams, boat anchors, roller skates, lifting beam, turbines...

FATIGUE TEST*

Your equipment undergoes **charge** and **discharge** cycles between a **high** and **low plateau value**, for a specified duration or **number of cycles**, to study its behavior and resistance.

Non-exhaustive examples of products that can be tested :
Hoists, lashing systems, lifting equipment, transmission equipment...

*This test may or may not be attested by a certification body.

AN EXPERT SERVICE

DEDICATED TO LIFTING, LASHING AND PERSONAL PROTECTION EQUIPMENT

In case of a damage, our experts can be appointed by the insurance companies or directly by the affected parties in order to establish the seriousness of the damage and to determine the responsibility of the parties.

The expert's mission: to research and explain the causes of a malfunction in the context of handling.

A RESPONSIVE AND COMPETENT TEAM

Each situation is studied with the utmost care to bring you a rapid and complete answer.

A COMPLETE EXPERT REPORT

After each inspection we will send you a report on the results of our expert's observations. This report includes photos and all types of information and documents relating to the situation under investigation.



Thanks to all our solutions for traceability, quality control, product testing and feedback, we have never been held liable in 35 years of existence: from 1985 to May 2021.

INDIVIDUAL OR GROUP TRAINING

KNOW HOW TO USE EQUIPMENT SAFELY



TRAINING OBLIGATION

In order to ensure maximum safety in all work situations, it is essential that teams and operators are trained in the specific use of handling equipment and accessories.

In accordance with articles L4141 and R4343-1 of the Labour Code, the head of the establishment using lifting accessories must ensure the training and information of personnel using this work equipment.

Inspection obligation: PMS Industrie can provide training in the periodic inspection of equipment.

This training will enable operators to fully control their equipment safely in any situation.



HOW TO TRAIN?

Our trainings can be carried out either at our premises or directly on your site. You can include them in your Personal Training Account (PTA) budget. Contact our sales team for more information.

OUR TRAININGS

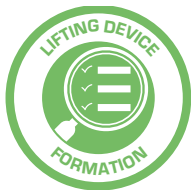
Basic training in the periodic general inspection of work equipment, lifting accessories and personal fall protection equipment.



TARGET AUDIENCE	DISCUSSED SUBJECTS	AGENDA	IMPLEMENTATION
<ul style="list-style-type: none">• Anyone selling, using or responsible for monitoring and maintaining lifting accessories or personal fall protection accessories	<ul style="list-style-type: none">• Presentation of the various existing devices• Presentation of the rules for the use of equipment• Regulatory requirements in terms of control and periodic general verification	<ul style="list-style-type: none">• Definitions• Characteristics of the different types of equipment• Regulatory requirements• Guidelines for the periodic general inspection of equipment• Practical examples.	<ul style="list-style-type: none">• 1 day• Indoor• Provision of the test bench in the event of training in the premises of PMS Industrie

Lifting device

Basic training in slinging devices for the safe use of lifting equipment.



TARGET AUDIENCE	DISCUSSED SUBJECTS	AGENDA	IMPLEMENTATION
<ul style="list-style-type: none"> • Anyone selling or using lifting accessories. 	<ul style="list-style-type: none"> • Presentation of the various existing slinging devices • Regulatory requirements • Essential requirements of the Machinery Directive 	<ul style="list-style-type: none"> • Definitions • Regulatory framework • The slings • Determine the WLL • Security rules • Controls and verifications • Practical examples 	<ul style="list-style-type: none"> • 1 day. • Indoor. • Provision of the test bench in the event of training in the premises of PMS Industrie

Fall protection personal equipment

Basic training in personal protective equipment against falls from height for the safe use of PPE.



TARGET AUDIENCE	DISCUSSED SUBJECTS	AGENDA	IMPLEMENTATION
<ul style="list-style-type: none"> • Anyone selling, using or controlling category 3 PPE devices. 	<ul style="list-style-type: none"> • Présentation of the requirements for the certification of PPE • Rules for the use of PPE • Regulatory requirements in terms of periodic control and verification of PPE 	<ul style="list-style-type: none"> • Définitions • Regulatory framework • Category 3 PPE • Safety rules for working at height • Controls and verifications • Practical examples 	<ul style="list-style-type: none"> • 1 day • Indoor • Evaluation questionnaire

Lashing

Training in the main devices for securing loads on road vehicles, safe use of the various lashing systems.



TARGET AUDIENCE	DISCUSSED SUBJECTS	AGENDA	IMPLEMENTATION
<ul style="list-style-type: none"> • Anyone selling or using devices aiming at securing loads on vehicles • Anyone responsible for monitoring the lashing of loads on vehicles 	<ul style="list-style-type: none"> • Presentation of lashing principles • Presentation of the main load securing devices existing and their regulatory requirements • Main rules for using and keeping lashing devices compliant 	<ul style="list-style-type: none"> • Definitions • Physical forces acting on the loads • The 4 main securing principles to secure the load • The main lashing devices • Good practices • The rules to be observed in order to maintain the lashings in conformity. • Practical examples 	<ul style="list-style-type: none"> • 1 day • Indoor • Provision of the test bench in the event of training in the premises of PMS Industrie • Evaluation questionnaire

PERIODIC AUDIT AND TRACEABILITY

SCAN & CONTROL DEVICE



Each equipment of individual protection (harness and accessories), as well as every equipment of lifting equipment and accessory used on your work sites must be checked at least once a year.

NOT HAVING YOUR EQUIPMENT CHECKED CAN EXPOSE YOU TO...

- **Accidents** using equipment that is potentially dangerous for operators.
- **Stopping work or not being allowed access to the site**, and therefore being exposed to financial losses.
- **A ban on using** the equipment.
- **Legal proceedings** due to non-compliance with the regulations

WHY TRUST US TO CHECK AND MAINTAIN YOUR EQUIPMENT?

By placing your trust in PMS to carry out your controls, you are guaranteed quality work that complies with the legislation in force, thanks to our years of experience as a manufacturer and specialist in the inspection of lifting and fall prevention equipment.

Together we plan the inspection periods for the equipment so that your business is not disrupted. Our competent technicians carry out the periodic audit. They check your equipment in our factories or come in your premises. You will work with confidence because we bring you safety, comfort, and serenity.

If necessary, we also offer repair and maintenance services, depending on the equipment, and carry out the recommissioning tests on our test benches (Article 8, session 2, order of 1 March 2004, consolidated version of 26 March 2018).

REGULATORY REMINDER ORDER OF 1 MARCH 2004, CONSOLIDATED VERSION OF 26 MARCH 2018

French law requires owners of lifting solutions and PPE to carry out periodic general inspections of their equipment, to detect anomalies or any defect likely to endanger their lives and those of their employees.

Article 24 - Modified by Order n° 2007-329 of 12 March 2007 - art. 12 (V) Modified by Decree n°2008-244 of 7 March 2008 - art. 9 (V) :

«The lifting accessories referred to in paragraph b of article 2 of this order, used in an establishment referred to in articles L4111-1 to L4111-3 of the labour code, must, in accordance with articles R4323-23 to R4323-27, R4535-7 and R4721-11 of the said Code, be subjected every twelve months to a periodic check including an examination to verify the good state of conservation of the lifting accessory and in particular to detect any deterioration, such as deformation, bulge, narrowing, broken strands, a number of broken wires greater than that allowed, a deteriorated latch, or any other limit of use specified in the manufacturer's instructions, likely to cause dangerous situations. «

TWO POSSIBILITIES ACCORDING TO YOUR NEEDS :

Inspection of equipment at our premises

Service via an indicative hourly rate for the inspection.

Includes :

- Inspection,
- Preparation of a report.

On-site equipment inspection

One day or half day service (Depending on the location and the amount of equipment to be inspected) per inspector.

Includes :

- Travel,
- Inspection,
- Preparation of a report.



THERE ARE SEVERAL METHODS OF CARRYING OUT PERIODIC GENERAL INSPECTIONS.

- **Classic**: control and reports in paper form.
- **RFID** : via the use of chips with a radio frequency.
- **Computerised** : via barcode or QR code scanning.

In order to provide you with a **service that meets your needs**, we now offer solutions for all methods: the classic way and the **computerised Scan & Control** solution. At your request we are also able to **implement your own RFID** solutions in our products. This is part of the product customisation that we offer as a French manufacturer.



- 360° support from the study of your needs to after-sales service..
- Guaranteed traceability.
- Global, modern and international solutions.

THE TURNKEY SOLUTION OFFERED BY PMS INDUSTRIE: SCAN & CONTROL

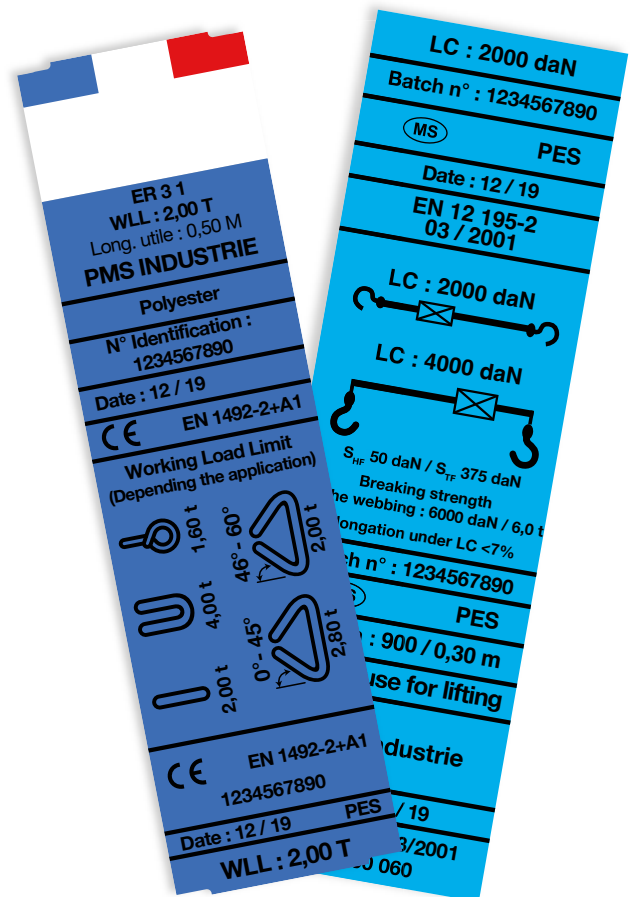
In line with our philosophy of partnership, we want to offer you an additional service and solution for the traceability of your equipment. By choosing PMS Industrie's products and support, you benefit from our know-how as a historic French manufacturer in the sector.

- We carry out the Periodic General Checks of your equipment for you according to one of the packages presented above (in our premises or on site).
- **You can take out a subscription to a consultation platform information on the inspection and monitoring of your equipment.**
 - Different annual subscription formulas are offered to you depending on your situation and the number of equipment concerned.
 - Subscriptions are automatically renewable.

If the amount of equipment involved is very large, we can put you in touch directly with our service provider to develop a tailor-made solution for you.



SCAN AND CONTROL SYSTEM INTEGRATED INTO THE EQUIPMENT OF YOUR CHOICE



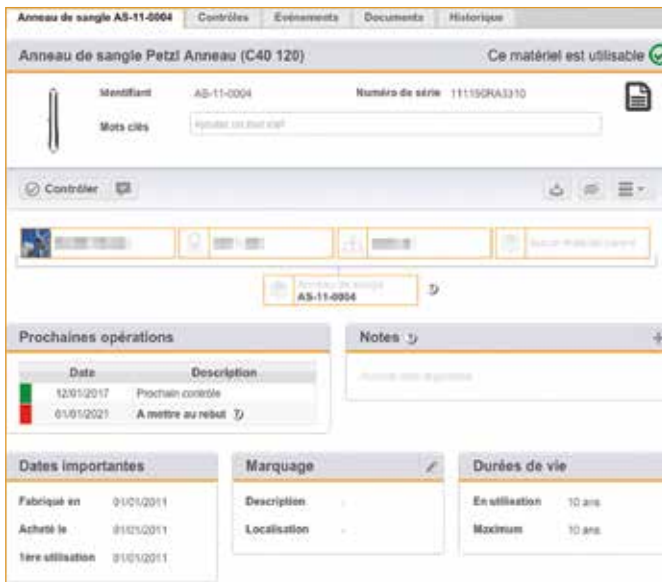
PRODUCT ADVANTAGES:

- You are automatically informed of your deadlines: VGP renewal, etc.
- Complete dematerialization of your equipment data: beyond the ecological dimension of this approach, you have the assurance of accessing your documents as soon as necessary without the risk of losing them.
- Easy storage of all your documents thanks to the dematerialization of your certificates, nothing to manage at home, everything is done from the platform.
- Totally independent thanks to your unlimited access in real time to the various information and control reports of your products on telephone application and internet platform.
- Easy and autonomous access to resources to facilitate the management of your equipment (document base)..
- A platform that has already proved its worth with teams dedicated to updating it in real time (new features, regulatory watch, etc.).

WHAT DOES THE SUBSCRIPTION TO THE PMS INDUSTRIE SCAN & CONTROL SYSTEM CONSIST OF ?

You obtain personal access to an online platform and a mobile application that provides you with :

- **A list of your equipment** concerned by the Periodic General Verifications.
- A dashboard to monitor your equipment fleet :
 - How many products need to be checked?
 - How many products have been found to be compliant?
 - How many products need to be repaired or scrapped?
- **A regulatory watch** to keep you informed of the latest regulations in force in your sector of activity.
- **A unique QR code** is printed on each traceability label of your equipment. By scanning it via the platform and/or the application you obtain for each product :
- A detailed **product sheet**: reference, traceability number, control history, equipment status, latest comments, next deadlines, etc.
- A **document database** concerning the equipment: technical data sheet, inspection report, certificate of conformity, user manual, etc.



Material life sheet



Dashboard



INFORMATIONS - ASK FOR OUR BROCHURE
 Please contact our scan & control development manager
 for more information:
03 81 96 33 34 OR **info@pms-ind.com**

LIFTING



Standards, load configuration chart, technical information	p.22-27
New products and customised solutions	p.28-31
Grizzly roundslings and protection sleeves made with UHMWPE ..	p.32-35
Roundslings	p.36-43
Flat webbing slings	p.44-55

Multi legs slings	p.56-57
Entertainment Roundslings	p.58
Single use slings	p.59-62
Technical slings.....	p.63-67
Pipeline installation solutions.....	p.68-70

Some information can be modified without any prior notice according to standards and regulation.
We have several raw material suppliers, characteristics are given for information purpose only. Texts and photos are not contractual.



European standard (Extract of European Standards NF EN 1492-1 and 2 of Nov.2000)

This European standard specifies the application fields for all textile lifting equipment and accessories, as well as their manufacturing specifications. It aims to comply with the main safety requirements of the machinery directive 98/37/EC. In addition, it specifies the manufacturing, identification and marking methods for lifting slings; it enables to record their specifications, to mention their Working Load Limit (WLL) and to describe the method or the various methods used for their control.

To allow the use of flat webbing slings and roundslings, the label of EC conformity, the certification of conformity and the operating instructions are compulsory.

TAGS PRESENT ON ANY WEBBING SLINGS PRODUCT



- 1 Never slide slings under a load. Never leave a load laying on a sling.
- 2 Never knot slings or never use twisted slings.
- 3 Protect slings from any sharp edges.
- 4 Never use knotted, cut or damaged slings without tags.
- 5 Carefully check the weight of the load. Never overload slings. Use the slings with the appropriate working load limit.
- 6 Use slings in a temperature range of -40°C to +100°C.
- 7 Reference to the standards.

Safety instructions

A) Safety factor :

its minimal value must be at least equal to:

- 7 for webbing and roundslings,
- 4 for accessories made of steel,
- 5 for the remaining components.

B) Breaking strength :

webbing slings and roundslings must resist to a strength at least equal to 7 times their WLL.

C) Traceability code :

this code must at least enable to identify the following basic information:

- identification of the sling,
- identification of the controls done by the manufacturer,
- identification of the accessories.

Informations stipulated

The identification tag of the slings must include:

- the Working Load Limit,
- the material used for the manufacturing (polyester, polyamide, polypropylene),
- the nominal length in meters,
- the name and identification symbol of the manufacturer or the supplier,
- the traceability code.

The year and month of manufacturing can be mentioned on the tag.

VISIBLE PART OF THE TAG

- ER 23 ← Product reference
- WLL : 2,00 T ← Working load limit
- Until lenght : 3,00 M ← Effective working length
- PMS Industrie ← Manufacturer
- Identification number : 1234567890 / M ← Identification number, serial number, traceability code
- Date : 01/21 PES ← Date of production and material used
- EN 1492-2+A1 ← Standards
- Maximum working load (Depending on the slinging method)
- Load configuration chart

PART OF THE TAG HIDDEN IN THE SEAM

- EN 1492-2+A1 ← Standards
- 1234567890 / M ← Identification number, serial number, traceability code
- PMS Industrie ← MS and EPSILON Logo as manufacturer mark
- Date :01/21 PES ← Date of production and material used
- WLL : 2,00 T ← Working load limit

Design label registered, Reproduction forbidden without authorization.

Our PVC traceability labels have been tested and proved to be resistant for use in contact with water, soap, grease, vinegar, hydraulic oil, acetone, ZEP 60 degreaser cleaner, mold release agent Indrosil or Silicone 800. Contact us if you will use your slings in any other chemical environment.



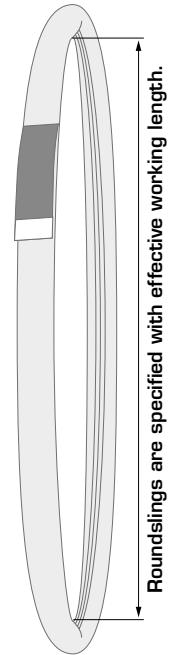
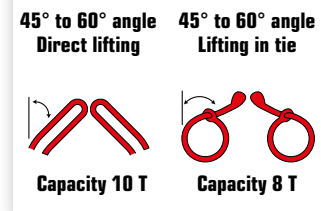
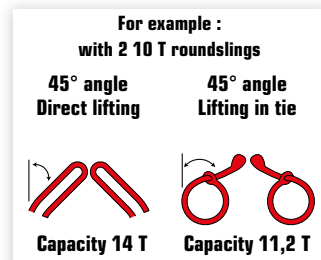
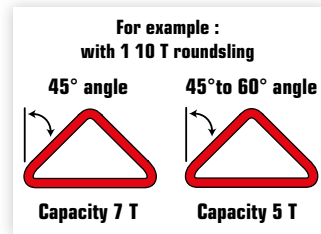
LOAD CONFIGURATION CHART

When choosing the type of sling to use, you need to consider its Working Load Limit (WLL) according to both the load configuration chart and the type of load to lift.

IMPORTANT : The Working Load Limit (WLL) mentioned must be strictly applied according to the operating conditions specified in the standards 1492-1+A1 and 1492-2+A1.

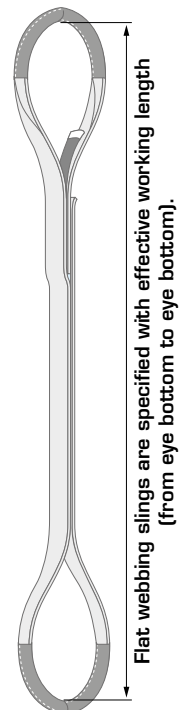
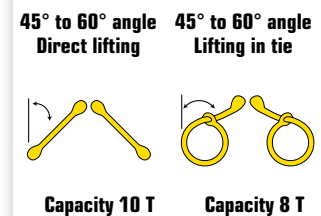
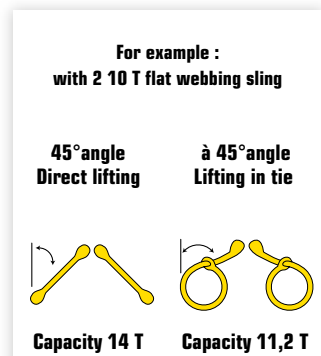
ROUNDSLINGS

	Factors	Load in %				
		100 %	200 %	140 % from 7° to 45°	80 %	100 % from 45° to 60°
		1	2	1,4	0,8	1
	WLL in kg					
PURPLE	1 000	1 000	2 000	1 400	800	1 000
GREEN	2 000	2 000	4 000	2 800	1 600	2 000
YELLOW	3 000	3 000	6 000	4 200	2 400	3 000
GREY	4 000	4 000	8 000	5 600	3 200	4 000
RED	5 000	5 000	10 000	7 000	4 000	5 000
BROWN	6 000	6 000	12 000	8 400	4 800	6 000
BLUE	8 000	8 000	16 000	11 200	6 400	8 000
ORANGE	10 000	10 000	20 000	14 000	8 000	10 000
ORANGE	15 000	15 000	30 000	21 000	12 000	15 000
ORANGE	25 000	25 000	50 000	35 000	20 000	25 000
ORANGE	30 000	30 000	60 000	42 000	24 000	30 000
ORANGE	40 000	40 000	80 000	56 000	32 000	40 000



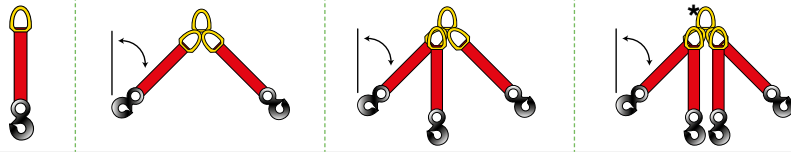
FLAT WEBBING SLINGS

	Factors	WLL in kg	Width in mm	Load in %				
				100 %	200 %	140 % from 7° to 45°	80 %	100 % from 45° to 60°
				1	2	1,4	0,8	1
PURPLE	1 000	30	1 000	2 000	1 400	800	1 000	
OLIVE	1 500	50	1 500	3 000	2 100	1 200	1 500	
GREEN	2 000	60	2 000	4 000	2 800	1 600	2 000	
WHITE	2 500	75	2 500	5 000	3 500	2 000	2 500	
YELLOW	3 000	90	3 000	6 000	4 200	2 400	3 000	
GREY	4 000	120	4 000	8 000	5 600	3 200	4 000	
RED	5 000	150	5 000	10 000	7 000	4 000	5 000	
BROWN	6 000	180	6 000	12 000	8 400	4 800	6 000	
BLUE	8 000	240	8 000	16 000	11 200	6 400	8 000	
ORANGE	10 000	300	10 000	20 000	14 000	8 000	10 000	
ORANGE	16 000	240	16 000	32 000	22 800	12 800	16 000	
ORANGE	20 000	300	20 000	40 000	28 000	16 000	20 000	

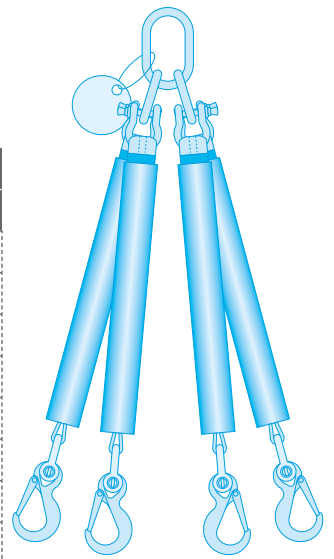


We have several raw material suppliers, characteristics are given for information purpose only.

MULTI LEGS SLINGS



	Factors	1	1,4	1	2,1	1,5	2,1	1,5
	WLL in kg		from 0° to 45°	from 46° to 60°	from 0° to 45°	from 46° to 60°	from 0° to 45°	from 46° to 60°
PURPLE	1 000	1 000	1 400	1 000	2 100	1 500	2 100	1 500
GREEN	2 000	2 000	2 800	2 000	4 200	3 000	4 200	3 000
YELLOW	3 000	3 000	4 200	3 000	6 300	4 500	6 300	4 500
GREY	4 000	4 000	5 600	4 000	8 400	6 000	8 400	6 000
RED	5 000	5 000	7 000	5 000	10 500	7 500	10 500	7 500
BROWN	6 000	6 000	8 400	6 000	12 600	9 000	12 600	9 000
BLUE	8 000	8 000	11 200	8 000	16 800	12 000	16 800	12 000
ORANGE	10 000	10 000	14 000	10 000	21 000	15 000	21 000	15 000



*WLL is calculated considering 3 bearing legs with a uniform load repartition on each of them.

Recommendations of use

▶ Check the weight of the load. Never overload and do not exceed Working Load.

▶ Take into account the lifting configuration and the lifting angle.

▶ Consider the centre of gravity of the load.

▶ Never hang the slings on the hook tip.

▶ Protect slings from sharp edges.

▶ Never tie knots

▶ Use slings at temperatures ranging from -40°C to +100°C.

▶ Consult manufacturer in case of chemical exposure.

▶ Consider hook dimensions. If necessary use shortening hook.

▶ Destroy and replace slings as soon as the wearing indicator is visible (available on MEGA round slings only).

▶ Make sure the load is uniformly distributed on the whole sling width.

▶ Connect slings together using appropriate loops and metal rings only.

USER AND CONTROLLER TRAINING

Your safety depends on the correct use of our equipment. We offer you and your employees training in the control and use of the equipment in this catalogue, in compliance with the standards and legislation in force. Do not hesitate to contact us. (See p. 16 & 17).



GENERAL RECOMMENDATIONS

- Only use slings **for lifting** in accordance with their **instructions**.
- The sling selected should be of sufficient **strength** and **length** for the load to be lifted. **Do not overload** slings, use the **appropriate mode factor**.
- Lifting devices should be **stored** in **clean, dry** and **cool rooms** at **ambient temperature**, **away** from **moisture**, **sunlight** and contact with **chemicals**.
- Slings that **get wet** during use or cleaning should be dried in the **open air**, away from any **source of heat** (fire, radiator or other). If necessary, contact the manufacturer for the **appropriate cleaning** procedure.
- Any sling that has been in contact with **acids** or **alkalis** should be **rinsed with water** or neutralised with **tetrachloroethylene**.
- Slings should be **examined** at least **once a year** by a **competent person**.

INSTRUCTIONS FOR USE FOR LIFTING ROUND AND FLAT WEBBING SLINGS

- Before use, slings should be **checked** for **damage**. Any **damaged** slings should be **discarded**.
 - Ensure that they are **free from defects**,
 - Ensure that they are **correctly identified** and **specified**.
 - When **using a sling in combination** with couplings and/or lifting devices, make sure that these **elements match** each other.
 - The sling should be **placed** so that it is evenly **distributed over the width** of the load.
 - **Never place seams** on **hooks** or other vertical lifting devices: always ensure that the **seams** is in the seam vertical or near seam vertical part of the sling. Avoid damage to **labels** by ensuring that they **do not come into contact with the load**.
 - The sling must be **secured** in such a way that the load **cannot fall out during lifting**. Arrange the sling so that the lifting **point is directly above the centre** of gravity and so that the load is **balanced** and **stable**.
 - When using a **banding** or **straight** sling, position the sling in such a way as to allow the **natural angle** (120°) to **form** and avoid **heating** by **friction**.
 - When slinging in **basket** (U-shape), check that the **load** is well **secured**, because with this lifting method it is not **immobilised** as it is with tie lifting. When using slings in **pairs**, it is recommended to use a **spreader bar**.
 - When **lifting with several slings**, the **angles** at the top indicated in the tables for multiple slings must be **observed**.
 - **Avoid shocks** or **rough handling** of loads.
 - **Never drag a load** in the sling and **never leave** a sling **lying on the ground**.
 - **Avoid jamming** the sling and do not **attempt to pull** it free.
 - **Do not keep the load on the sling**.
 - **Never stand under** the load.
 - The length of the **loop must not be less than 3.5 times** the maximum thickness of the hook and the **angle** formed in the loop **must not be greater than 20°**.
 - When the sling **is used on a lifting equipment**, the part with which the loop or sling is in contact **must be essentially straight**. If the **load-bearing part** of the sling is **less than 75 mm**, the **curvature** or **radius** of the hooking element **should be at least 0.75 times** the contact width of the sling.
 - **Protect** slings from **sharp edges** and the risk of **friction** and **abrasion**. An edge is considered sharp when its radius is less than the thickness of the sling. In the presence of sharp edges and/or abrasive surfaces, it is imperative to use **PVC, polyurethane or polyurethane-coated slings**.
 - Round or flat webbing slings in accordance with EN 1492 must be **used** under the **following temperature conditions** :
 - 40 °C to + 80 °C for polypropylene.
 - 40 °C to + 100 °C for polyester and polyamide.
- These **temperatures** may vary in a chemical **environment**. In this case, **advice should be sought from the manufacturer or supplier**.

- The sling materials have **selective resistance** to **chemical attack**. Seek advice from the **manufacturer** or supplier if exposure to chemicals is likely. It should be noted that the effects of chemicals can increase with temperature.
- **Chemical corrosion** causes **local weakening** and **softening** of the material. This is identified by the **flaking** of the surface **fibres**, which can then be **pulled** or **rubbed off**.
- The chemical resistance of textiles is summarised below:
 - **Polyamides** are virtually **insensitive** to the effects of **alkalis**. Polyamides are virtually immune to the effects of alkalis, but are not resistant to attack by mineral acids;
 - **Polyester** is resistant to **mineral acids** but **not to attack** by **alkalis**;
 - **Polypropylene** is slightly **affected** by **acids** and **alkalis** and is suitable for applications requiring high chemical resistance (other than some organic solvents);
 - Harmless solutions of **acids** or **alkalis** may become sufficiently **concentrated by evaporation** to **damage** the **material**. **Remove** contaminated **straps** all together; **immerse** them completely in **cold water**, and allow **them to air dry**.

MAINTENANCE, REPAIR, REFORM

- **Repairs** may only be carried out **by the manufacturer** or a third party appointed by the manufacturer. Only **slings** that can be **identified** by their identification label may be **repaired**.
- Any **damage** to the coupling **elements** or accessories (deformation, cracks, etc.) requires the slings concerned **to be scrapped**.
- **Damage** to the **sleeve** is an indication that the load-bearing core has **deteriorated** and that the sling may be **unsuitable** for use.
- A sling whose **sleeve** is **damaged** to the extent that the core is exposed must be **removed** from service for **examination** by a **competent person**.

NOTE: Studies have shown that polyester is subject to slight degradation over time. Ultraviolet light alters the breaking strength of the straps by a few percent.




THE LOBA AT THE HEART OF THE ROUND SLING MANUFACTURING PROCESS

What is a loba ?

A loba is an assembly of pre-woven polyester yarns at high speed.

The advantages of the loba:

- Allows larger sling capacities to be achieved than with conventional twisted wire.
- The friction of the yarns in the sleeve is optimised to reduce the slippage of the sling.
- The yarns are more evenly distributed within the core: better load distribution.





REACTION TO CHEMICALS

When round and flat webbing slings come into contact with chemicals, the following factors should be taken into account :



YOUR SAFETY DEPENDS ON THE CORRECT USE OF ROUND AND FLAT WEBBING SLINGS. DO NOT HESITATE TO CONTACT US.

POLYESTER RESISTANCE

Data for guidance only. They may vary according to the various factors mentioned above.

Products	Concentration %	Effect on the material	
		T = 20°C	T = 60°C
Acetone - C_3H_6O	-	B	C
Acetic acid CH_3COOH	10	A	A
	50	A	A
	80	A	A
	100	B	C
Acid Hydrochloric HCl	2	B	B
	10	B	B
	30	B	C
	38	C	C
Chromic acid H_2CrO_4	1	B	C
	50	C	C
Lactic acid $C_3H_5O_3$	80	C	C
	20	A	A
Nitric acid HNO_3	10	A	B
	50	B	C
	70	C	D
	fumant	D	D
Phosphoric acid H_3PO_4	25	B	C
	50	C	D
Sulphuric acid H_2SO_4	2	B	C
	10	B	C
	50	C	C
Ammonia (gas) NH_3	98	D	D
	-	B	C
Benzene - C_6H_6	-	A	B
Bromine (gas) - Br_2	-	B	C
Carbon dioxide - CO_2	-	A	A
Chlorinated water - $Cl_2 + H_2O$	-	A	A

Products	Concentration %	Effect on the material	
		T = 20°C	T = 60°C
Glycerin - $C_3H_8O_3$	-	A	A
Engine oil - <i>Not applicable</i>	-	A	A
Castor oil - <i>Not applicable</i>	-	A	B
Hydroxide Sodium hydroxide - $NaOH$	10	A	B
	50	D	D
Hypochlorite calcium hypochlorite - $Ca(ClO)_2$	20	B	B
Lanolin - <i>Not applicable</i>	-	A	A
Lubrifiant <i>Not applicable</i>	-	A	A
Methanol - CH_3OH	-	A	A
Methyl ethyl ketone - C_4H_8O	-	A	/
Naphthalene - $C_{10}H_8$	-	A	/
Nitrobenzene - $C_6H_5NO_2$	-	D	D
	1	A	A
Peroxide hydrogen <i>(oxygenated water)</i> H_2O_2	3	B	C
	10	B	C
	30	B	C
Phenol - C_6H_5O	5	C	D
Saturated lege $NaCl + H_2O$	-	A	B
Silicone - <i>Not applicable</i> <i>(polymer)</i>	-	A	A
Solution ammonia NH_4OH	10	/	/
	25	C	C
	100	C	C
Tetrachloride Carbon - CCl_4	-	A	A
Toluene - C_7H_8	-	A	A

A : Good

B : Medium

C : Bad

D : Very bad

We have several raw material suppliers, characteristics are given for information purpose only.



New products



POLYESTER LINK CHAIN

P.44



P.44

SIMPLE OR TRIPLE POLYESTER MASTER LINK

FLAT WEBBING SLING RANGE

P.45



P.46

BOAT LIFTING SLINGS


ENTERTAINMENT RANGE

P.58





◀ P.63 | MOVER STRAP



LIFTING NET | P.64 ▶



◀ P.65 | FLAT SLING WITH INTERMEDIATE EYES



GLASS LIFTING SLINGS | P.67 ▶



◀ P.67 | HOSE HANDLING SLING



PIPELINE SLING | P.69 ▶



CUSTOMISATION OF YOUR SLINGS



Stand out from the competition with full customisation of your slings on request.

PRINTING ON THE SLING AND TRACEABILITY LABEL

- Increased visibility on construction sites.
- Diffusion and development of your brand image.
- theft deterrence of your equipment



STANDARD TRACEABILITY LABEL

OPTIONS FOR THE TRACEABILITY LABEL

Label protected in a plastic sleeve

Seamed label

Double label for your customisation

Label coated with polyurethane



Possibility to protect it with a transparent plastic sleeve

Perforated, with your marking, etc.

Other solutions are available for you, you have the possibility of affixing your own traceability on your slings. To find out more, *contact us*.

ENSURE YOUR TRACEABILITY

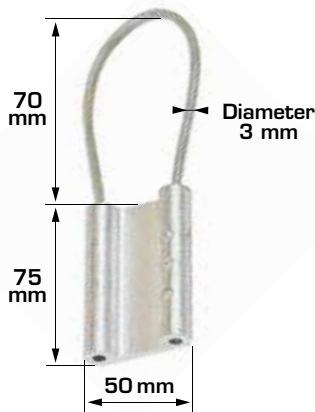
Customise your equipment and guarantee its traceability for optimum safety and ease of use.

“CE” MARKING PLATES

- For a grade 80 chain sling.
- Approved by the European standard.
- Information stipulated on the plates: chain diameter; number of legs, angle of inclination, WLL, manufacturer's name or logo, sling number.




Réf : ACPM/01



Réf : ACPM/02

(for multi-legs slings)



Réf : ACPM/03

(for 1 leg sling)



EASY CLIP

THE + OF THE RANGE :

- Practical for coding your years: many colours available, consult us. Red, green, black, grey, orange, blue...

With a simple clip, it allows you to ensure traceability during the annual inspection of your slings. With the colour indicating the year of reference, Easy Clip assures you at a glance that the check has been carried out.


Once closed, the system cannot be unlocked.

It is also used to attach the marking plates (below) when manufacturing steel or multi-strand textile slings.

Save time and money with Easy Clip !

Réf : EASY CLIP

Several lengths available: 130 mm, 190 mm or 300 mm. Please consult us.



We have several raw material suppliers, characteristics are given for information purpose only.



ROUNDSLING MADE WITH UHMWPE FIBERS

EXCEPTIONAL LIFTING



Manufacture from 15 to 300 tons and more, up to 40 meters and more

Safety factor 7:1 - Operating temperatures from -40°C to +80°C.



The Grizzly range is made of UHMWPE, one of the strongest material on the market.

WHAT IS UHMWPE?

UHMWPE is the acronym for Ultra High Molecular Weight Polyethylene.

With excellent abrasion, cut and moisture resistance, UHMWPE fibre is particularly suited to the manufacture of high strength roundslings for heavy duty lifting in the offshore and onshore industries.

UHMWPE is also very light.

This makes Grizzly slings an ergonomic, safe, and practical alternative to wire rope.



FOR MORE INFORMATION :



OPTIMAL TRACEABILITY :

- Indestructible and indelible label thanks to its thick polyurethane protection.
- Traceability with a unique identification number.

PREMIUM PROCESSES AND MATERIALS :

- Compact weave sleeve prevent it from being damaged
- No elasticity of the sleeve.
- Increased life span.

360° VISION :

- Repair of your slings in our workshop :
 - bringing it back into conformity,
 - increase of its lifespan,
 - ecological choice: avoids renewal,
 - no decommissioning = less waste.



Long lifespan traceability label coated with Polyurethane



Grizzly sling repair



QUALITY TESTING :

We are able to test slings with extreme capacity (up to 2600 tons) and provide you a proof load certificate.

THE  OF THE RANGE  UHMWPE :

LONG LIFE


- The weaving threads remain compact and prevent harming the sleeve .
- High resistance to cut, abrasion and UV.
- No elasticity of the sleeve.
- Hydrophobic.
- Resistant to chemicals and seawater.




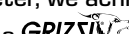
LIGHTWEIGHT

- 10 times lighter than chain and 5 times lighter than wire rope.
- 2 times lighter than 100% PES roundslings.
- With a fiber density lower than 1, the sling floats.
- Simplified transport and handling.


Comparison of weights between different types : 50 t / 10 m

- Wire rope sling : 246 kg
- 100% PES sling (fiber core and sleeve) : 90 kg
- 100%  sling (fiber core and sleeve) : 45 kg

ERGONOMICS

-  roundsling can be used in small spaces, with smaller accessories.
- For the same sling diameter, we achieve a much higher WLL with a  compared to a standard one.

COST SAVING

- Each  product has an increased lifespan thanks to UHMWPE high resistance.
- Repairable, therefore limits the renewal of your equipment.
- Less operators needed to handle the sling
- Easy to store.

GUARANTEED TRACEABILITY

- Indestructible and indelible label thanks to its polyurethane coating.
- Traceability with a unique identification number.

We have several raw material suppliers, characteristics are given for information purpose only.



ROUNDSLINGS MADE WITH UHMWPE FIBERS

EXCEPTIONAL LIFTING

Manufacture from 15 to 300 tons and more, up to 40 meters and more
 Safety factor 7:1 - Operating temperatures from -40°C to +100°C.

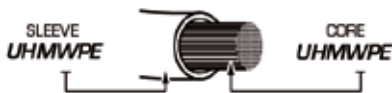


Please consult us:
 • Made to measure to the centimetre.
 • We can pair your slings.

As a manufacturer, PMS Industrie offers different combinations of polyester and UHMWPE to give you the best quality/price ratio according to your needs.



CONFIGURATION 1: ROUNDSLINGS 100% UHMWPE CORE AND SLEEVE



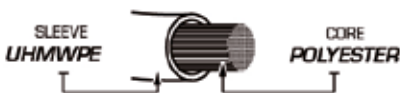
THE + OF THE RANGE

- Configuration offering optimal strength and lightness.

Color of the sling	WHITE	WHITE	WHITE	WHITE	WHITE	WHITE
Breaking force (MBL in tons)	105	140	350	700	840	1190
WLL (tons)	15	20	50	100	120	170
Ø 1 leg (mm)	49	55	82	114	127	160
Weight per m/EWL (kg)	1,6	1,6	4,6	8,4	10,3	14
Ref. 2 m	GRIZZLY 15 2	GRIZZLY 20 2	GRIZZLY 50 2	-	-	-
3 m	GRIZZLY 15 3	GRIZZLY 20 3	GRIZZLY 50 3	GRIZZLY 100 3	GRIZZLY 120 3	GRIZZLY 170 3
m +	GRIZZLY 15 ...	GRIZZLY 20 ...	GRIZZLY 50 ...	GRIZZLY 100 ...	GRIZZLY 120 ...	GRIZZLY 170 ...

We manufacture Grizzly slings up to 2100 tons breaking load (MBL) and a maximum length of 40 metres. Capacities beyond this on request. Values such as weights are indicative and may vary depending on the method of manufacture and our raw material sources.

CONFIGURATION 2: MIXED ROUNDSLINGS UHMWPE SLEEVE AND POLYESTER CORE



THE + OF THE RANGE

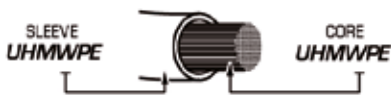
- High strength due to UHMWPE sleeve.
- Lower cost than the 100% Grizzly UHMWPE version.

Color of the sling	WHITE	WHITE	WHITE	WHITE	WHITE	WHITE	WHITE
Breaking force (MBL in tons)	56	105	140	350	700	840	1190
WLL (tons)	8	15	20	50	100	120	170
Ø 1 leg (mm)	45	60	65	105	140	155	185
Weight per m/EWL (kg)	1,7	3,4	4,3	9	18	20	26
Ref. 2 m	GRIZZER 8 2	GRIZZER 15 2	GRIZZER 20 2	GRIZZER 50 2	-	-	-
3 m	GRIZZER 8 3	GRIZZER 15 3	GRIZZER 20 3	GRIZZER 50 3	GRIZZER 100 3	GRIZZER 120 3	GRIZZER 170 3
m +	GRIZZER 8 ...	GRIZZER 15 ...	GRIZZER 20 ...	GRIZZER 50 ...	GRIZZER 100 ...	GRIZZER 120 ...	GRIZZER 170 ...

We manufacture Grizzly slings up to 2100 tons breaking load (MBL) and a maximum length of 40 metres. Capacities beyond this on request. Values such as weights are indicative and may vary depending on the method of manufacture and our raw material sources.



CONFIGURATION 3: MIXED ROUNDSLINGS POLYESTER SLEEVE AND UHMWPE CORE



THE ⊕ OF THE RANGE :

- Lightweight sling due to UHMWPE core.
- Lowest cost configuration.

Color of the sling	ORANGE	ORANGE	ORANGE	ORANGE	ORANGE	ORANGE
Breaking force (MBL in tons)	140	280	350	700	840	1050
WLL (tons)	20	40	50	100	120	150
Ø 1 leg (mm)	55	79	82	114	127	149
Weight per m/ EWL (kg)	1,9	3,4	4,1	7,8	9,5	13
Ref.	2 m	ERGRIZZLY 20 2	ERGRIZZLY 40 2	ERGRIZZLY 50 2	-	-
	3 m	ERGRIZZLY 20 3	ERGRIZZLY 40 3	ERGRIZZLY 50 3	ERGRIZZLY 100 3	ERGRIZZLY 120 3
	m +	ERGRIZZLY 20 ...	ERGRIZZLY 40 ...	ERGRIZZLY 50 ...	ERGRIZZLY 100 ...	ERGRIZZLY 120 ...

We manufacture Grizzly slings up to 2100 tons breaking load (MBL) and a maximum length of 40 metres. Capacities beyond this on request. Values such as weights are indicative and may vary depending on the method of manufacture and our raw material sources.

What are the different possible mounting configurations for you : see p.88

SLEEVES UHMWPE

UHMWPE sleeves can be added to the three sling configurations shown above for added protection.

A choice of protective sleeves thickness pending on the type of load.

FG EXPERT :
5 -10 mm

FG PRO+ :
3 - 6 mm

FG PRO :
1,5 - 3 mm



Depending on the application, we offer velcro and non-velcro sleeves, which can be sewn onto the sling or sliding* on the sling.

Non removable



Removable sleeve with velcro



Example of reference with PRO sleeve :

Sleeve only : **Ref : PFG (L) PRO**

Sleeve on 1-leg sling : **Ref : FGR 1 (L) PRO**

Sleeve on 2-leg sling : **Ref : FGR 2 (L) PRO**

Sleeve only : **Ref : PVG (L) PRO**

Sleeve on 1-leg sling : **Ref : FGR 1 VEL (L) PRO**

Sleeve on 2-leg sling : **Ref : FGR 2 VEL (L) PRO**

(L) = Length of the sleeve

TOWING SLING

Made to measure, with pulling capacities up to 600 T.

Composed of: - a 100% Grizzly roundsling,
- a PVC sleeve on both legs,
- 2 protective sleeves on the loops.

Ref : GRIZZLYREM/...



Towing solution for an XXL truck.



Whatever your problem is, we work together with you to provide the right solution.

Example of application :

Problem: In the event of a breakdown, the immobilisation of a CAEX (Copper Ore Extraction Truck) can result in several hundred thousand euros of loss.

The solution: Supply of a Grizzly towing sling to secure and quickly repair the CAEX (in this case the largest open-pit copper mine in South America).



We have several raw material suppliers, characteristics are given for information purpose only.



ROUNDSLING Cobra®

EXPERT LIFTING



Manufacture from 1 to 5 tons, from 0.4 to 8 meters

Safety factor 7:1 - Operating temperatures from -40°C to +80°C.

This new roundsling is designed to guarantee lifting under the best safety conditions with optimal ergonomics.



Please consult us :

- Made to measure to the centimeter.
- We can pair your slings.

THE ⊕ OF THE RANGE :

100% ERGONOMIC

Save time: quicker sling application. On a hook, high up or under a load, the sling retains its rigidity for easy handling.

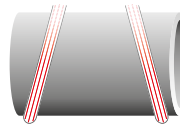


MAXIMUM SAFETY

The force is distributed evenly over all the fibers.




Cobra Sling



Standard sling: only the outer legs bear the load.

MORE PRACTICAL

- Thanks to its design, the sling does not get tangled: easy to store and reuse.
- Minimum space requirement: for the same WLL, the diameter of the sling leg is more compact.



Sectional view of a standard sling

Cobra sling



Effective Working Length



REFERENCES

Sling color	PURPLE	GREEN	YELLOW	RED
WLL (ton)	1	2	3	5
Ø 1 leg (mm)	16	20	22	29
Sleeve thickness (mm)	1	1	1	1
Weight per m/EWL (kg)	0,25	0,40	0,55	1,10
1 m	COBRA 1 1	COBRA 2 1	COBRA 3 1	COBRA 5 1
2 m	COBRA 1 2	COBRA 2 2	COBRA 3 2	COBRA 5 2
3 m	COBRA 1 3	COBRA 2 3	COBRA 3 3	COBRA 5 3
m +	COBRA 1 ...	COBRA 2 ...	COBRA 3 ...	COBRA 5 ...

Values such as weights are indicative and may vary depending on the method of manufacture and our sources of supply of raw materials.

PVC OR HIGH PERFORMANCE PVC PROTECTION SLEEVE (PVC/D see p.55)

Sling color	PURPLE	GREEN	YELLOW	RED
WLL (ton)	1	2	3	5
PVC 1 leg	PVC/055	PVC/055	PVC/055	PVC/080
PVC 2 legs	PVC/055	PVC/055	PVC/080	PVC/100



ROUNDSLING DOUBLE SLEEVE MIDDLE Seam

SPECIFIC LIFTING

Manufacture from 1 to 10 tons, from 0.2 to 80 meters and more

Safety factor 7:1 - Complies with EN 1492-2+A1

Above 10T capacity, switch to the round double sleeve side seam sling range - see p.38-39


THE ⊕ OF THE RANGE :

The middle seam provides a better capacity of the fibres; more solid between them, the effort they support is uniformly distributed on each of them. This roundsling is particularly suitable and recommended for lifting steel structures and is well adapted to difficult lifting.



- Made to measure to the centimetre, and this, in full compliance with the EN 1492-2+A1 standard.
 - We can pair your slings.
- Please consult us.

Sling color	PURPLE	GREEN	YELLOW	GREY	RED	BROWN	BLUE	ORANGE	
WLL (ton)	1	2	3	4	5	6	8	10	
Ø 1 leg (mm)	20	25	30	37	40	43	45	48	
Weight per m/EWL (g)	370	500	700	950	1 200	1 300	1 700	1 900	
REFERENCE	1 m	ECM 1 1	ECM 2 1	ECM 3 1	ECM 4 1	ECM 5 1	ECM 6 1	ECM 8 1	ECM 10 1
	1,5 m	ECM 1 1,5	ECM 2 1,5	ECM 3 1,5	ECM 4 1,5	ECM 5 1,5	ECM 6 1,5	ECM 8 1,5	ECM 10 1,5
	2 m	ECM 1 2	ECM 2 2	ECM 3 2	ECM 4 2	ECM 5 2	ECM 6 2	ECM 8 2	ECM 10 2
	2,5 m	ECM 1 2,5	ECM 2 2,5	ECM 3 2,5	ECM 4 2,5	ECM 5 2,5	ECM 6 2,5	ECM 8 2,5	ECM 10 2,5
	3 m	ECM 1 3	ECM 2 3	ECM 3 3	ECM 4 3	ECM 5 3	ECM 6 3	ECM 8 3	ECM 10 3
	3,5 m	ECM 1 3,5	ECM 2 3,5	ECM 3 3,5	ECM 4 3,5	ECM 5 3,5	ECM 6 3,5	ECM 8 3,5	ECM 10 3,5
	4 m	ECM 1 4	ECM 2 4	ECM 3 4	ECM 4 4	ECM 5 4	ECM 6 4	ECM 8 4	ECM 10 4
	5 m	ECM 1 5	ECM 2 5	ECM 3 5	ECM 4 5	ECM 5 5	ECM 6 5	ECM 8 5	ECM 10 5
	m +	ECM 1 ...	ECM 2 ...	ECM 3 ...	ECM 4 ...	ECM 5 ...	ECM 6 ...	ECM 8 ...	ECM 10 ...



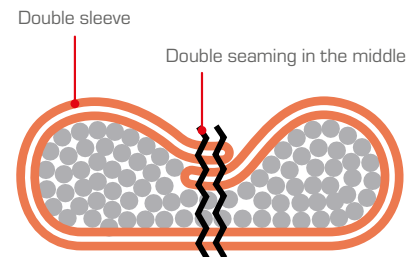
Values such as weights are indicative and may vary depending on the method of manufacture and our sources of supply of raw materials.

PVC OR HIGH PERFORMANCE PVC PROTECTION SLEEVE [PVC/D see p.55]

Sling color	PURPLE	GREEN	YELLOW	GREY	RED	BROWN	BLUE	ORANGE
WLL (ton)	1	2	3	4	5	6	8	10
PVC 1 leg	PVC1/055	PVC1/070	PVC1/080	PVC1/100	PVC1/100	PVC1/110	PVC1/110	PVC1/170
PVC 2 legs	PVC2/055	PVC2/070	PVC2/080	PVC2/100	PVC2/100	PVC2/110	PVC2/110	PVC2/170

POLYURETHANE PROTECTIVE SLEEVE

Sling color	PURPLE	GREEN	YELLOW	GREY	RED	BROWN	BLUE	ORANGE
WLL (ton)	1	2	3	4	5	6	8	10
2 legs 1 face	FP1/50	FP1/75	FP1/90	FP1/120	FP1/120	FP1/150	FP1/180	FP1/180
2 legs 2 faces	FP2/50	FP2/75	FP2/90	FP2/120	FP2/120	FP2/150	FP2/180	FP2/180



The middle seam sling is a special design, based on a lined sleeve, a double central seam, and compacted yarns inside. This technique is approved by many steelwork professionals.

IMPORTANT : Before each use, check the condition of your sling. Protect your slings from sharp edges. Your safety depends on the correct use of the product.

We have several raw material suppliers, characteristics are given for information purpose only.



ROUNDSLING DOUBLE SLEEVE SIDE SEAMING FOR EXTREME LENGTHS

Manufacture from 1 to 600 tons, from 1 to 80 meters and more

Safety factor 7:1 - Complies with EN 1492-2+A1

UP TO
600T



- Made to measure to the centimetre, and this, in full compliance with the EN 1492-2+A1 standard.
 - We can pair your slings.
- Please consult us.

HIGH-CAPACITY SLINGS

THE ⊕ OF THE RANGE :

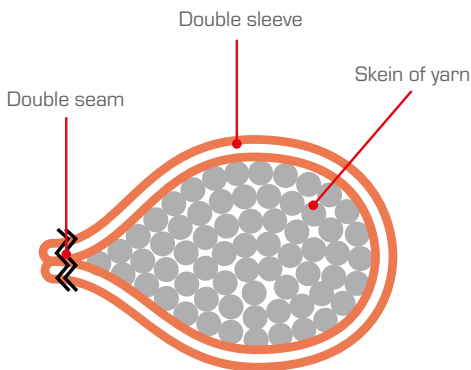
- The side seaming gives a rounder and therefore more homogeneous sling.
- It is particularly suitable for lifting large loads and allows a perfect correlation between the sling and the mass moved.
- The Roundsling with side seaming can be produced in short lengths and can be the solution for handling small loads. All our Roundslings above WLL 100T have a long lifespan label coated with Polyurethane.



DESIGN

Due to their design, double-sleeve side-seaming slings allow for greater capacities and lengths.

The skein of threads making up the core of the sling is trapped in the sleeve which is then folded and sewn to provide a double layer of textile sleeve.



We are able to test all of our products to the highest capacity by performing fatigue tests on our test bench.



Effective Working Length

Sling color	ORANGE	ORANGE	ORANGE	ORANGE	ORANGE	ORANGE	ORANGE	ORANGE	ORANGE
WLL (ton)	50	60	80	100	120	140	150	180	200
Ø 1 leg (mm)	90	100	120	140	155	170	175	190	200
Weight per m/EWL (kg)	9	10,5	14	17,5	21	24	26	29	32
REFERENCES	1 m	ECC 50 1	ECC 60 1	ECC 80 1	ECC 100 1	-	-	-	-
	1,5 m	ECC 50 1,5	ECC 60 1,5	ECC 80 1,5	ECC 100 1,5	ECC 120 1,5	ECC 140 1,5	-	-
	2 m	ECC 50 2	ECC 60 2	ECC 80 2	ECC 100 2	ECC 120 2	ECC 140 2	ECC 150 2	ECC 180 2
	2,5 m	ECC 50 2,5	ECC 60 2,5	ECC 80 2,5	ECC 100 2,5	ECC 120 2,5	ECC 140 2,5	ECC 150 2,5	ECC 180 2,5
	3 m	ECC 50 3	ECC 60 3	ECC 80 3	ECC 100 3	ECC 120 3	ECC 140 3	ECC 150 3	ECC 180 3
	3,5 m	ECC 50 3,5	ECC 60 3,5	ECC 80 3,5	ECC 100 3,5	ECC 120 3,5	ECC 140 3,5	ECC 150 3,5	ECC 180 3,5
	4 m	ECC 50 4	ECC 60 4	ECC 80 4	ECC 100 4	ECC 120 4	ECC 140 4	ECC 150 4	ECC 180 4
	5 m	ECC 50 5	ECC 60 5	ECC 80 5	ECC 100 5	ECC 120 5	ECC 140 5	ECC 150 5	ECC 180 5
	Le m +	ECC 50 ...	ECC 60 ...	ECC 80 ...	ECC 100 ...	ECC 120 ...	ECC 140 ...	ECC 150 ...	ECC 180 ...

Values such as weights are indicative and may vary depending on the method of manufacture and our sources of supply of raw materials.

PVC OR HIGH PERFORMANCE PVC PROTECTION SLEEVE (PVC/D see p.55)

Sling color	ORANGE	ORANGE	ORANGE	ORANGE
WLL (ton)	50	60	80	100
PVC 1 leg	PVC1/235	PVC1/235	PVC1/315	PVC1/315
PVC 2 legs	PVC2/315	PVC2/460	PVC2/460	PVC2/460

For protection of side seam slings above 100 T, please consult us.

We have several raw material suppliers, characteristics are given for information purpose only.



MEGA ROUNDSLING

WITH WEAR INDICATOR

Manufactured from 1 to 10 tons, from 0.4 to 40 meters

Safety factor 7:1 - Complies with EN 1492-2+A1

THE ⊕ OF THE RANGE :

Extra reinforced sleeve with wear indicator :

- Increased longevity.
- Better support.
- More resistance to wear and abrasion.
- Very high resistance to piercing and tearing.
- Slides perfectly under loads.



Mega
roundsling
=
High Security
sling

By creating the MEGA, PMS Industrie has succeeded in combining its fundamental principles of quality and safety, to the great satisfaction of its users. Thanks to the wear indicators woven into the sleeve, quality control is done briefly.




- *Made to measure to the centimetre, and this, in full compliance with the EN 1492-2+A1 standard.*
 - *We can pair your slings.*
- Please consult us.*



Thanks to the company AEROJET for cooperation and professionalism.
www.aerojethelicoptere.com



Effective Working Length



Wear threads woven under the weft.



If these indicator yarn of a different colour from the sleeve should appear : have the sling checked by a competent person.





Sling color	PURPLE	GREEN	YELLOW	GREY	RED	BROWN	BLUE	ORANGE	
WLL (ton)	1	2	3	4	5	6	8	10	
Ø 1 leg (mm)	15	20	25	30	35	40	45	50	
Sleeve thickness (mm)	1,1	1,2	1,2	1,2	1,3	1,3	1,3	1,3	
Weight m/EWL (g)	270	500	640	870	1 070	1 270	1 660	2 300	
REFERENCES	1 m	EM 1 1	EM 2 1	EM 3 1	EM 4 1	EM 5 1	EM 6 1	EM 8 1	EM 10 1
	2 m	EM 1 2	EM 2 2	EM 3 2	EM 4 2	EM 5 2	EM 6 2	EM 8 2	EM 10 2
	3 m	EM 1 3	EM 2 3	EM 3 3	EM 4 3	EM 5 3	EM 6 3	EM 8 3	EM 10 3
	4 m	EM 1 4	EM 2 4	EM 3 4	EM 4 4	EM 5 4	EM 6 4	EM 8 4	EM 10 4
	5 m	EM 1 5	EM 2 5	EM 3 5	EM 4 5	EM 5 5	EM 6 5	EM 8 5	EM 10 5
	m +	EM 1 ...	EM 2 ...	EM 3 ...	EM 4 ...	EM 5 ...	EM 6 ...	EM 8 ...	EM 10 ...

The number of black lines on the sleeve determines the WLL. Example: 3 black lines = 3 tons.

Values such as weights are indicative and may vary depending on the method of manufacture and our sources of supply of raw materials.

PVC OR HIGH PERFORMANCE PVC PROTECTION SLEEVE (PVC/D see p.55)

Sling color	PURPLE	GREEN	YELLOW	GREY	RED	BROWN	BLUE	ORANGE
WLL (ton)	1	2	3	4	5	6	8	10
PVC 1 leg	PVC1/070	PVC1/070	PVC1/080	PVC1/100	PVC1/100	PVC1/110	PVC1/110	PVC1/170
PVC 2 legs	PVC2/070	PVC2/070	PVC2/080	PVC2/100	PVC2/100	PVC2/110	PVC2/110	PVC2/170

POLYURETHANE PROTECTIVE SLEEVE

Sling color	PURPLE	GREEN	YELLOW	GREY	RED	BROWN	BLUE	ORANGE
WLL (ton)	1	2	3	4	5	6	8	10
2 legs 1 face	FP1/50	FP1/75	FP1/90	FP1/120	FP1/120	FP1/150	FP1/180	FP1/180
2 legs 2 faces	FP2/50	FP2/75	FP2/90	FP2/120	FP2/120	FP2/150	FP2/180	FP2/180

We have several raw material suppliers, characteristics are given for information purpose only.



ELRO ROUND SLING STANDARD LIFTING

Manufacture from 0.5 to 10 tons, from 0.4 to 40 meters

Safety factor 7:1 - Complies with EN 1492-2+A1

THE OF THE RANGE :

- All our slings are made up of a simple or reinforced sleeve treated, allowing a better support and a better protection.



• Made to measure to the centimetre, and this, in full compliance with the EN 1492-2+A1 standard.
• We can pair your slings. Please consult us.



Sling color	PURPLE	GREEN	YELLOW	GREY	RED	BROWN	BLUE	ORANGE	
WLL (ton)	1	2	3	4	5	6	8	10	
Ø 1 leg (mm)	15	20	25	30	35	40	45	50	
Sleeve thickness (mm)	0,75	0,75	0,80	0,80	0,70	0,70	0,70	1,5	
Weight m/EWL (g)	270	445	560	760	940	1 170	1 535	2,3	
REFERENCES	1 m	ER 1 1	ER 2 1	ER 3 1	ER 4 1	ER 5 1	ER 6 1	ER 8 1	ER 10 1
	1,5 m	ER 1 1,5	ER 2 1,5	ER 3 1,5	ER 4 1,5	ER 5 1,5	ER 6 1,5	ER 8 1,5	ER 10 1,5
	2 m	ER 1 2	ER 2 2	ER 3 2	ER 4 2	ER 5 2	ER 6 2	ER 8 2	ER 10 2
	2,5 m	ER 1 2,5	ER 2 2,5	ER 3 2,5	ER 4 2,5	ER 5 2,5	ER 6 2,5	ER 8 2,5	ER 10 2,5
	3 m	ER 1 3	ER 2 3	ER 3 3	ER 4 3	ER 5 3	ER 6 3	ER 8 3	ER 10 3
	3,5 m	ER 1 3,5	ER 2 3,5	ER 3 3,5	ER 4 3,5	ER 5 3,5	ER 6 3,5	ER 8 3,5	ER/10 3,5
	4 m	ER 1 4	ER 2 4	ER 3 4	ER 4 4	ER 5 4	ER 6 4	ER 8 4	ER 10 4
	5 m	ER 1 5	ER 2 5	ER 3 5	ER 4 5	ER 5 5	ER 6 5	ER 8 5	ER 10 5
m +	ER 1 ...	ER 2 ...	ER 3 ...	ER 4 ...	ER 5 ...	ER 6 ...	ER 8 ...	ER 10 ...	

Values such as weights are indicative and may vary depending on the method of manufacture and our sources of supply of raw materials.

PVC OR HIGH PERFORMANCE PVC PROTECTION SLEEVE (PVC/D see p.55)

Sling color	PURPLE	GREEN	YELLOW	GREY	RED	BROWN	BLUE	ORANGE
WLL (ton)	1	2	3	4	5	6	8	10
PVC 1 leg	PVC1/055	PVC1/070	PVC1/080	PVC1/100	PVC1/100	PVC1/110	PVC1/110	PVC1/170
PVC 2 legs	PVC2/055	PVC2/070	PVC2/080	PVC2/100	PVC2/100	PVC2/110	PVC2/110	PVC2/170



POLYURETHANE PROTECTIVE SLEEVE

Sling color	PURPLE	GREEN	YELLOW	GREY	RED	BROWN	BLUE	ORANGE
WLL (ton)	1	2	3	4	5	6	8	10
2 legs 1 face	FP1/50	FP1/75	FP1/90	FP1/120	FP1/120	FP1/150	FP1/180	FP1/180
2 legs 2 faces	FP2/50	FP2/75	FP2/90	FP2/120	FP2/120	FP2/150	FP2/180	FP2/180



Practical, 1 to 10 t hook, specially designed for very simple installation on a sling. [ref ACCOLJ p.196]

INFO : Our classified test bench allows you to offer your customers constant load or test load slings.



ELRO ROUNDSLING

LARGE CAPACITIES - 12 TONS AND MORE

Manufacture from 12 to 150 tons, from 1 to 40 meters

Safety factor 7:1 - Complies with EN 1492-2+A1

THE OF THE RANGE :

- The roundsling from 12 to 150 t, is made of a sleeve whose weave gives it a very high resistance to wear and abrasion.
- All our Roundslings above WLL 100T have a long lifespan label coated with Polyurethane.



• Made to measure to the centimetre, and this, in full compliance with the EN 1492-2+A1 standard.

• We can pair your slings.

Please consult us.



Sling color	ORANGE	ORANGE	ORANGE	ORANGE	ORANGE	ORANGE	ORANGE	ORANGE	ORANGE	ORANGE	ORANGE	ORANGE	ORANGE
WLL (ton)	12	15	20	25	30	40	50	60	70	80	90	100	150
Ø 1 leg (mm)	55	57	60	67	70	75	85	95	100	110	120	130	165
Sleeve thickness (mm)	1,5	1,5	1,5	1,5	1,5	1,5	1,5	1,5	1,5	1,5	1,5	1,5	1,5
Weight, per m/EWL (kg)	3	3,3	4,1	5,2	5,8	7,1	8,5	10	11,3	13,5	15,7	17	25
REFERENCES	1 m	ER 12 1	ER 15 1	ER 20 1	ER 25 1	-	-	-	-	-	-	-	-
	1,5 m	ER 12 1,5	ER 15 1,5	ER 20 1,5	ER 25 1,5	ER 30 1,5	-	-	-	-	-	-	-
	2 m	ER 12 2	ER 15 2	ER 20 2	ER 25 2	ER 30 2	ER 40 2	ER 50 2	ER 60 2	ER 70 2	ER 80 2	ER 90 2	-
	3 m	ER 12 3	ER 15 3	ER 20 3	ER 25 3	ER 30 3	ER 40 3	ER 50 3	ER 60 3	ER 70 3	ER 80 3	ER 90 3	ER 100 3
	3,5 m	ER 12 3,5	ER 15 3,5	ER 20 3,5	ER 25 3,5	ER 30 3,5	ER 40 3,5	ER 50 3,5	ER 60 3,5	ER 70 3,5	ER 80 3,5	ER 90 3,5	ER 100 3,5
	4 m	ER 12 4	ER 15 4	ER 20 4	ER 25 4	ER 30 4	ER 40 4	ER 50 4	ER 60 4	ER 70 4	ER 80 4	ER 90 4	ER 100 4
	5 m	ER 12 5	ER 15 5	ER 20 5	ER 25 5	ER 30 5	ER 40 5	ER 50 5	ER 60 5	ER 70 5	ER 80 5	ER 90 5	ER 100 5
	m +	ER 12 ...	ER 15 ...	ER 20 ...	ER 25 ...	ER 30 ...	ER 40 ...	ER 50 ...	ER 60 ...	ER 70 ...	ER 80 ...	ER 90 ...	ER 100 ...

Values such as weights are indicative and may vary depending on the method of manufacture and our sources of supply of raw materials.

PVC OR HIGH PERFORMANCE PVC PROTECTION SLEEVE (PVC/D see p.55)

Sling color	ORANGE	ORANGE	ORANGE	ORANGE	ORANGE	ORANGE	ORANGE	ORANGE	ORANGE	ORANGE	ORANGE	ORANGE
WLL (ton)	12	15	20	25	30	40	50	60	70	80	90	100
PVC 1 leg	PVC1/170	PVC1/170	PVC1/170	PVC1/170	PVC1/170	PVC1/235	PVC1/235	PVC1/235	PVC1/315	PVC1/235	PVC1/315	PVC1/315
PVC 2 legs	PVC2/170	PVC2/170	PVC2/170	PVC2/235	PVC2/235	PVC2/235	PVC2/315	PVC2/315	PVC2/460	PVC2/460	PVC2/460	PVC2/460

Possibility of leather protection, please consult us.

We have several raw material suppliers, characteristics are given for information purpose only.

IMPORTANT :

Before each use, check the condition of your sling. Protect your slings from sharp edges. Your safety depends on the correct use of the product. Refer to the instruction manual supplied with the equipment.



NEW

POLYESTER LINK CHAIN

Manufacture up to 10 tons and more

Safety factor 7:1 - According to EN 1492-2+A1

CONCEPTION

Non-removable assembly of several roundslings to form a lifting chain.

The flexibility and strength of the chain with the lightness of the textile.



Length made to measure. Please consult us.



THE + OF THE RANGE :

DESIGN

- Lightweight, flexible and easy to handle for a reduction in musculoskeletal disorders.
- Reduced noise pollution during use.

RESISTANCE

- Designed according to EN 1492-2+A1, 100% high tenacity multifilament polyester.
- No corrosion of the chain.

VERSATILITY

- Thanks to its multiple links, the chain can be used to its full Effective Working Length or shortened by hooking onto an intermediate link.

LOAD PROTECTION

- The textile does not damage the load during lifting.
- Ideal for fragile loads

Réf : CHER

WLL (ton)	To 6 tons	Between 6 tons and more	Between 6 tons and more
Link length	0,4 to 1 m	0,4 to 1 m	more to 1 m
Type of slings	Manufacture with tubular slings type ELRO see p.42	Manufacture with side seam slings see p.38 - 39	Manufacture with tubular slings type ELRO see p.42

NEW

SIMPLE OR TRIPLE POLYESTER MASTER LINK

Manufacturing up to 10 tons

THE + OF THE RANGE :

- Ergonomic : flexibility and lightness.
- Easy storage and handling : minimal space required for the accessory.

CONCEPTION

- From double-sleeved side seam slings.
- Available alone or positioned on multi-leg slings.

Réf : MT TEXTILE

The ideal solution when used with large equipment: allows the head mesh to be oversized without affecting its weight or size.










THE DIFFERENT TYPES OF FLAT WEBBING SLINGS

THE NUMBER OF PLYS

Type A	Type B	Type C	Type D
1 ply	2 plies	4 plies	Single or double plies
<ul style="list-style-type: none"> • Only one webbing thickness. • Increases the lifting area and stability of the load. 	<ul style="list-style-type: none"> • 2 layers of sewn straps. • Most of the slings. 	<ul style="list-style-type: none"> • 4 layers of sewn-in straps. • Allows high lifting capacities to be achieved. 	<ul style="list-style-type: none"> • Endless sling
From 0,25 to 10 tons.	From 0,5 to 20 tons*.	Up to 40 tons.	Up to 20 tons.

*Except for category 3, up to 5 T

TYPE OF ENDS

Category	Type	Pages	Photos
1	Single eyes with textile reinforcement	P. 49 - 2 plies	
2	Folded eyes with textile reinforcement	P. 50 - 2 plies P. 47 - 4 plies	
3	Folded twisted eyes with textile reinforcement	P. 49 - 2 plies	
4	Male lifting rings	P. 51 - 2 plies P. 48 - 4 plies	
5	Male and female lifting rings	P. 52 - 2 plies	
6	Oxycut male lifting rings	P. 53 - 2 plies P. 48 - 4 plies	
7	Oxycut male and female lifting rings	P. 54 - 2 plies	

Depending on the raw material supplier for 25 and 30 mm belts, only single eye (category 1) can be made.

We have several raw material suppliers, characteristics are given for information purpose only.



LIFTING SLING FOR BOATS

Manufacture from 1 to 40 tons and more

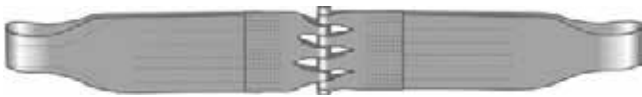
Safety factor of the assembly 4:1 (the strap retaining a coefficient of 7:1) - Complies with EN 1492-1+A1



Product designed according to your requirements of surface, length, WLL... Please consult us.

DESIGN

- Base: 2 flat webbing slings with different ends connected by a removable metal pin.
- The slings are made of high tenacity multifilament polyester yarn.
- The slings are designed for cradle lifting.



THE + OF THE RANGE :

- The handling is perfectly balanced thanks to the large load-bearing surface and the interlocking of the slings.
- Easy installation of the slings: they are connected by the pin under the boat.



OPTIONS

- Perforated PVC protections on the slings for water drainage.
- Polyurethane eye protection.
- Different types of flaps to protect the boat's hull from the sling's connection pin.
- Intermediate loops to adapt the system to different boat sizes.
- Specific ballast (facilitates the immersion of the strap).





FLAT WEBBING SLING - TYPE C, 4 PLYS

REINFORCED FOLDED EYES - HIGH CAPACITY UP TO 40 TONS

(category 2)

Manufacture from 0.5 to 40* tons, from 3 to 50 meters and more

Safety factor 7:1 - Complies with EN 1492-1+A1 - 100 % polyester



- Made to measure to the centimetre, and this, in full compliance with the EN 1492-1+A1 standard.
- We can pair your slings. Please consult us.

THE OF THE RANGE :

- Standard protection for folded eyes : textile reinforcement.
Other materials available as an option, please consult us.



Effective Working Length



Reinforced flat eye	GREEN	GREY	BROWN	BLUE	ORANGE	ORANGE	ORANGE	ORANGE	ORANGE	
WLL (ton)	2	4	6	8	10	12	16	20	40*	
Width (mm)	30	60	90	120	150	180	240	300	580	
Thickness (mm)	12	13	14	14	15	14	15	15	15	
Weight 3 m (kg)	1,10	2,20	3,30	4,80	5,50	7,50	10,00	13,50	19,8	
Weight m/l (kg)	0,40	0,80	1,10	1,60	2,00	2,40	3,40	4,50	6,6	
REFERENCES	3 m	C 30 2 3	C 60 2 3	C 90 2 3	C 120 2 3	C 150 2 3	C 180 2 3	C 240 2 3	C 300 2 3	C 580 2 3
	4 m	C 30 2 4	C 60 2 4	C 90 2 4	C 120 2 4	C 150 2 4	C 180 2 4	C 240 2 4	C 300 2 4	C 580 2 4
	5 m	C 30 2 5	C 60 2 5	C 90 2 5	C 120 2 5	C 150 2 5	C 180 2 5	C 240 2 5	C 300 2 5	C 580 2 5
	6 m	C 30 2 6	C 60 2 6	C 90 2 6	C 120 2 6	C 150 2 6	C 180 2 6	C 240 2 6	C 300 2 6	C 580 2 6
	7 m	C 30 2 7	C 60 2 7	C 90 2 7	C 120 2 7	C 150 2 7	C 180 2 7	C 240 2 7	C 300 2 7	C 580 2 7

* According to the standard. 40 tons, please consult us.

Values such as weights are given as an indication and may vary according to the method of manufacture and our sources of supply of raw materials.

PVC OR HIGH PERFORMANCE PVC PROTECTION SLEEVE (PVC/D see p.55)

Sling color	GREEN	GREY	BROWN	BLUE	ORANGE	ORANGE	ORANGE	ORANGE
WLL (ton)	2	4	6	8	10	12	16	20
1 leg	PVC/055	PVC/070	PVC/110	PVC/170	PVC/170	PVC/235	PVC/315	PVC/315

ENDUCTION AND POLYURETHANE PROTECTIVE SLEEVE

Sling color	GREEN	GREY	BROWN	BLUE	ORANGE	ORANGE	ORANGE	ORANGE
2 sides sleeve	C30/2/lg/FP2	C60/2/lg/FP2	C90/2/lg/FP2	C120/2/lg/FP2	C150/2/lg/FP2	C180/2/lg/FP2	C240/2/lg/FP2	C300/2/lg/FP2
2 sides coating	C30/2/lg/EP2	C60/2/lg/EP2	C90/2/lg/EP2	C120/2/lg/EP2	C150/2/lg/EP2	C180/2/lg/EP2	C240/2/lg/EP2	C300/2/lg/EP2

We have several raw material suppliers, characteristics are given for information purpose only.



FLAT WEBBING SLING - TYPE C, 4 PLYES

2 MALE RINGS (Category 4)

Manufacturing from 2 to 40* tons, from 3 to 50 meters and more

Safety factor of the whole 4:1 (the straps is retaining a safety factor of 7:1) - Complies with EN 1492-1+A1 - 100 % polyester



- Made to measure to the centimetre, and this, in full compliance with the EN 1492-1+A1 standard.
- We can pair your slings. Please consult us.



Effective Working Length

	GREEN	GREY	BROWN	BLUE	ORANGE	ORANGE	ORANGE	ORANGE	
WLL (ton)	2	4	6	8	10	12	16	20	
Width (mm)	30	60	90	120	150	180	240	300	
Thickness (mm)	12	13	14	14	15	14	15	15	
Weight 3 m (kg)	2,00	4,50	9,20	14,80	20,30	28,00	36,00	48,00	
Weight m/l (kg)	0,40	0,80	1,10	1,60	2,00	2,40	3,40	4,50	
REFERENCES	3 m	C 30 4 3	C 60 4 3	C 90 4 3	C 120 4/3	C 150 4 3	C 180 4 3	C 240 4 3	C 300 4 3
	4 m	C 30 4 4	C 60 4 4	C 90 4 4	C 120 4 4	C 150 4 4	C 180 4 4	C 240 4 4	C 300 4 4
	5 m	C 30 4 5	C 60 4 5	C 90 4 5	C 120 4 5	C 150 4 5	C 180 4 5	C 240 4 5	C 300 4 5
	6 m	C 30 4 6	C 60 4 6	C 90 4 6	C 120 4 6	C 150 4 6	C 180 4 6	C 240 4 6	C 300 4 6
	7 m	C 30 4 7	C 60 4 7	C 90 4 7	C 120 4 7	C 150 4 7	C 180 4 7	C 240 4 7	C 300 4 7

*According to the standard. 40 tons, please consult us.

Values such as weights are indicative and may vary depending on the method of manufacture and our sources of supply of raw materials.

2 OXYCUT MALE RINGS (Category 6)

Manufacture from 2 to 20* tons, from 3 to 50 meters and more

Safety factor of the assembly 4:1 (the strap retaining has a coefficient of 7:1) - Complies with EN 1492-1+A1 - 100% polyester



- Made to measure to the centimetre, and this, in full compliance with the EN 1492-1+A1 standard.
- We can pair your slings. Please consult us.



Effective Working Length

Sling color	GREEN	GREY	BROWN	BLUE	ORANGE	ORANGE	ORANGE	ORANGE	
WLL (ton)	2	4	6	8	10	12	16	20	
Width (mm)	30	60	90	120	150	180	240	300	
Thickness (mm)	12	13	14	14	15	14	15	15	
Weight 3 m (kg)	2,20	5,50	10,20	17,00	24,30	32,00	47,00	62,50	
Weight m/l (kg)	0,40	0,80	1,10	1,60	2,00	2,40	3,40	4,50	
REFERENCES	3 m	C 30 6 3	C 60 6 3	C 90 6 3	C 120 6 3	C 150 6 3	C 180 6 3	C 240 6 3	C 300 6 3
	4 m	C 30 6 4	C 60 6 4	C 90 6 4	C 120 6 4	C 150 6 4	C 180 6 4	C 240 6 4	C 300 6 4
	5 m	C 30 6 5	C 60 6 5	C 90 6 5	C 120 6 5	C 150 6 5	C 180 6 5	C 240 6 5	C 300 6 5
	6 m	C 30 6 6	C 60 6 6	C 90 6 6	C 120 6 6	C 150 6 6	C 180 6 6	C 240 6 6	C 300 6 6
	7 m	C 30 6 7	C 60 6 7	C 90 6 7	C 120 6 7	C 150 6 7	C 180 6 7	C 240 6 7	C 300 6 7

*20 tons, please consult us.

Values such as weights are indicative and may vary depending on the method of manufacture and our sources of supply of raw materials.



FLAT WEBBING SLING - TYPE B, 2 PLYS

From 0.5 to 100 meters and
Safety factor 7:1 - Complies with EN 1492-1+A1

THE OF THE RANGE :

- Flat slings are made from 100% high tenacity multifilament polyester fibre. Polyester provides greater resistance to all forms of friction and abrasion, as well as good resistance to UV and chemicals.
- Standard protection for single and/or folded eyes: textile reinforcement. Other materials available as an option, please consult us.



• Made to measure to the centimetre, and this, in full compliance with the EN 1492-1+A1 standard.
• We can pair your slings.
Please consult us.



FLAT WEBBING SLING WITH FLAT AND REINFORCED EYES

(Category 1) Manufacturing from 0,5 to 20* tons

Sling color	WHITE	PURPLE	OLIVE	GREEN	WHITE	YELLOW	GREY	RED	BROWN	BLUE	ORANGE
WLL (ton)	0,5	1	1,5	2	2,5	3	4	5	6	8	10
Width (mm)	25	30	50	60	75	90	120	150	180	240	300
Thickness (mm)	5,1	6	6,1	6,5	7	7	7	7,5	7,5	8	8
Weight 1 ^m (g)	180	280	430	520	650	750	1100	1500	1900	2800	3700
Weight m/l (g)	150	200	300	400	450	550	800	1000	1200	1700	2250
REFERENCES	1 m	B 25 1 1	B 30 1 1	B 50 1 1	B 60 1 1	B 75 1 1	B 90 1 1	B 120 1 1	-	-	-
	2 m	B 25 1 2	B 30 1 2	B 50 1 2	B 60 1 2	B 75 1 2	B 90 1 2	B 120 1 2	B 150 1 2	B 180 1 2	B 240 1 2
	3 m	B 25 1 3	B 30 1 3	B 50 1 3	B 60 1 3	B 75 1 3	B 90 1 3	B 120 1 3	B 150 1 3	B 180 1 3	B 240 1 3
	4 m	B 25 1 4	B 30 1 4	B 50 1 4	B 60 1 4	B 75 1 4	B 90 1 4	B 120 1 4	B 150 1 4	B 180 1 4	B 240 1 4
	m +	B 25 1 ...	B 30 1 ...	B 50 1 ...	B 60 1 ...	B 75 1 ...	B 90 1 ...	B 120 1 ...	B 150 1 ...	B 180 1 ...	B 240 1 ...



*20 tons, please consult us.

Values such as weights are indicative and may vary depending on the method of manufacture and our sources of supply of raw materials.

REINFORCED FOLDED TWISTED EYES (Category 3)

Manufacture from 0,5 to 5 tons

In contrast to a conventional single or folded eye, the opening of the loop is oriented in a plane perpendicular to the lifting situation.

Sling color	WHITE	PURPLE	OLIVE	GREEN	WHITE	YELLOW	GREY	RED
WLL (ton)	0,5	1	1,5	2	2,5	3	4	5
Width (mm)	25	30	50	60	75	90	120	150
Thickness (mm)	5,1	6	6,1	6,5	7	7	7	7,5
Weight 1 ^m (g)	180	280	430	520	650	750	1100	1500
Weight m/l (g)	150	200	300	400	450	550	800	1000
REFERENCES	1 m	B 25 3 1	B 30 3 1	B 50 3 1	B 60 3 1	B 75 3 1	B 90 3 1	B 120 3 1
	2 m	B 25 3 2	B 30 3 2	B 50 3 2	B 60 3 2	B 75 3 2	B 90 3 2	B 120 3 2
	3 m	B 25 3 3	B 30 3 3	B 50 3 3	B 60 3 3	B 75 3 3	B 90 3 3	B 120 3 3
	4 m	B 25 3 4	B 30 3 4	B 50 3 4	B 60 3 4	B 75 3 4	B 90 3 4	B 120 3 4
	m +	B 25 3 ...	B 30 3 ...	B 50 3 ...	B 60 3 ...	B 75 3 ...	B 90 3 ...	B 120 3 ...

LE PRODUIT:

Twisted folded eye perpendicular to the lifting operation prevents the rotation of the sling.

Values such as weights are indicative and may vary depending on the method of manufacture and our sources of supply of raw materials.



We have several raw material suppliers, characteristics are given for information purpose only.



FLAT WEBBING SLING - TYPE B, 2 PLYS

REINFORCED FOLDED EYES (Category 2)

Manufacturing from 0.5 to 20* tons, from 0.5 to 100 meters and more

Safety factor 7:1 - Complies with EN 1492-1+A1

Special strap cladding lifting



THE OF THE RANGE :

- Standard protection for folded eyes: textile reinforcement. Other materials available as an option, please consult us.
- Ideal for fixing on a hook.




NEW

- Made to measure to the centimetre, and this, in full compliance with the EN 1492-1+A1 standard.
- We can pair your slings. Please consult us.



Sling color	WHITE	PURPLE	OLIVE	GREEN	WHITE	YELLOW	GREY	RED	BROWN	BLUE	ORANGE	
WLL (ton)	0,5	1	1,5	2	2,5	3	4	5	6	8	10	
Width (mm)	25	30	50	60	75	90	120	150	180	240	300	
Thickness (mm)	5,1	6	6,1	6,5	7	7	7	7,5	7,5	8	8	
Weight 1 ^{er} m (g)	180	280	430	520	650	750	1100	1500	1900	2800	3700	
Weight m/l (g)	150	200	300	400	450	550	800	1000	1200	1700	2250	
REFERENCES	1 m	B 25 2 1	B 30 2 1	B 50 2 1	B 60 2 1	B 75 2 1	B 90 2 1	B 120 2 1	B 150 2 1	B 180 2 1	B 240 2 1	B 300 2 1
	2 m	B 25 2 2	B 30 2 2	B 50 2 2	B 60 2 2	B 75 2 2	B 90 2 2	B 120 2 2	B 150 2 2	B 180 2 2	B 240 2 2	B 300 2 2
	3 m	B 25 2 3	B 30 2 3	B 50 2 3	B 60 2 3	B 75 2 3	B 90 2 3	B 120 2 3	B 150 2 3	B 180 2 3	B 240 2 3	B 300 2 3
	4 m	B 25 2 4	B 30 2 4	B 50 2 4	B 60 2 4	B 75 2 4	B 90 2 4	B 120 2 4	B 150 2 4	B 180 2 4	B 240 2 4	B 300 2 4
	5 m	B 25 2 5	B 30 2 5	B 50 2 5	B 60 2 5	B 75 2 5	B 90 2 5	B 120 2 5	B 150 2 5	B 180 2 5	B 240 2 5	B 300 2 5
	m +	B 25 2 ...	B 30 2 ...	B 50 2 ...	B 60 2 ...	B 75 2 ...	B 90 2 ...	B 120 2 ...	B 150 2 ...	B 180 2 ...	B 240 2 ...	B 300 2 ...



*20 tons, please consult us. Depending on the raw material supplier for 25 and 30 mm straps, only single eyes (Category 1) can be made. Values such as weights are indicative and may vary depending on the method of manufacture and our sources of supply of raw materials.

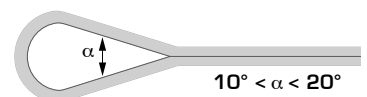
PVC OR HIGH PERFORMANCE PVC PROTECTION SLEEVE (PVC/D see p.55)

Sling color	WHITE	PURPLE	OLIVE	GREEN	WHITE	YELLOW	GREY	RED	BROWN	BLUE	ORANGE
WLL (ton)	0,5	1	1,5	2	2,5	3	4	5	6	8	10
1 leg	Upon request	PVC/055	PVC/070	PVC/080	PVC/100	PVC/110	PVC/170	PVC/170	PVC/235	PVC/315	PVC/315

POLYURETHANE COATING AND PROTECTIVE SLEEVE

Sling color	WHITE	PURPLE	OLIVE	GREEN	WHITE	YELLOW	GREY	RED	BROWN	BLUE	ORANGE	
WLL (ton)	0,5	1	1,5	2	2,5	3	4	5	6	8	10	
REFERENCES	1 side coating	B25/2/1g/EP1	B30/2/1g/EP1	B50/2/1g/EP1	B60/2/1g/EP1	B75/2/1g/EP1	B90/2/1g/EP1	B120/2/1g/EP1	B150/2/1g/EP1	B180/2/1g/EP1	B240/2/1g/EP1	B300/2/1g/EP1
	2 sides coating	B25/2/1g/EP2	B30/2/1g/EP2	B50/2/1g/EP2	B60/2/1g/EP2	B75/2/1g/EP2	B90/2/1g/EP2	B120/2/1g/EP2	B150/2/1g/EP2	B180/2/1g/EP2	B240/2/1g/EP2	B300/2/1g/EP2
	1 side protection	-	B30/2/1g/FP1	B50/2/1g/FP1	B60/2/1g/FP1	B75/2/1g/FP1	B90/2/1g/FP1	B120/2/1g/FP1	B150/2/1g/FP1	B180/2/1g/FP1	B240/2/1g/FP1	B300/2/1g/FP1
	2 sides protection	-	B30/2/1g/FP2	B50/2/1g/FP2	B60/2/1g/FP2	B75/2/1g/FP2	B90/2/1g/FP2	B120/2/1g/FP2	B150/2/1g/FP2	B180/2/1g/FP2	B240/2/1g/FP2	B300/2/1g/FP2

INFO : The minimum eye length is specified in EN 1492-1: 3 times the strap width for widths up to 150 mm; 2.5 times the strap width for widths greater than 150 mm. These lengths have been defined to ensure that the buckle's alpha angle is between 10° and 20° when using the straps. An opening angle of the eye that is too large will generate eye opening constraints. Conversely, an angle that is too small will create too much bending stress at the bottom of the eye.





FLAT WEBBING SLING - TYPE B, 2 PLIES


2 MALE RINGS ROUND WIRE (Category 4)

Manufacturing from 0,5 to 20⁺ tons, from 0,8 to 100 meters and more

Safety factor 4:1 (the strap maintaining a 7:1) - Complies with EN 1492-1+A1



- Made to measure to the centimetre, and this, in full compliance with the EN 1492-1+A1 standard.
- We can pair your slings. Please consult us.



Effective Working Length

Sling color	PURPLE	OLIVE	GREEN	WHITE	YELLOW	GREY	RED	BROWN	BLUE	ORANGE	
WLL (ton)	1	1,5	2	2,5	3	4	5	6	8	10	
Width (mm)	30	50	60	75	90	120	150	180	240	300	
Thickness (mm)	6	6,1	6,5	7	7	7	7,5	7,5	8	8	
Weight 1 ^{er} m (g)	650	950	1 450	1 900	2 700	3 750	6 300	7 800	13 300	17 500	
Weight m/l (g)	200	300	400	450	550	800	1 000	1 200	1700	2 250	
REFERENCES	1 m	B 30 4 1	B 50 4 1	B 60 4 1	B 75 4 1	B 90 4 1	B 120 4 1	B 150 4 1	B 180 4 1	B 240 4 1	B 300 4 1
	2 m	B 30 4 2	B 50 4 2	B 60 4 2	B 75 4 2	B 90 4 2	B 120 4 2	B 150 4 2	B 180 4 2	B 240 4 2	B 300 4 2
	3 m	B 30 4 3	B 50 4 3	B 60 4 3	B 75 4 3	B 90 4 3	B 120 4 3	B 150 4 3	B 180 4 3	B 240 4 3	B 300 4 3
	4 m	B 30 4 4	B 50 4 4	B 60 4 4	B 75 4 4	B 90 4 4	B 120 4 4	B 150 4 4	B 180 4 4	B 240 4 4	B 300 4 4
	5 m	B 30 4 5	B 50 4 5	B 60 4 5	B 75 4 5	B 90 4 5	B 120 4 5	B 150 4 5	B 180 4 5	B 240 4 5	B 300 4 5
	m +	B 30 4 ...	B 50 4 ...	B 60 4 ...	B 75 4 ...	B 90 4 ...	B 120 4 ...	B 150 4 ...	B 180 4 ...	B 240 4 ...	B 300 4 ...

*20 tons, please consult us.

Values such as weights are indicative and may vary depending on the method of manufacture and our sources of supply of raw materials.

PVC OR HIGH PERFORMANCE PVC PROTECTION SLEEVE (PVC/D see p.55)

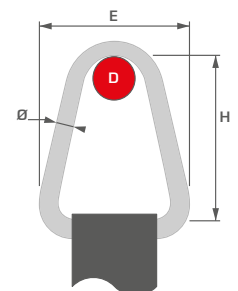
Sling color	WHITE	PURPLE	OLIVE	GREEN	WHITE	YELLOW	GREY	RED	BROWN	BLUE	ORANGE
WLL (ton)	0,5	1	1,5	2	2,5	3	4	5	6	8	10
1 leg	Upon request	PVC/055	PVC/070	PVC/080	PVC/100	PVC/110	PVC/170	PVC/170	PVC/235	PVC/315	PVC/315

POLYURETHANE COATING AND PROTECTIVE SLEEVE

Sling color	WHITE	PURPLE	OLIVE	GREEN	WHITE	YELLOW	GREY	RED	BROWN	BLUE	ORANGE	
WLL (ton)	0,5	1	1,5	2	2,5	3	4	5	6	8	10	
REFERENCES	1 side coating	B25/2/lg/EP1	B30/2/lg/EP1	B50/2/lg/EP1	B60/2/lg/EP1	B75/2/lg/EP1	B90/2/lg/EP1	B120/2/lg/EP1	B150/2/lg/EP1	B180/2/lg/EP1	B240/2/lg/EP1	B300/2/lg/EP1
	2 sides coating	B25/2/lg/EP2	B30/2/lg/EP2	B50/2/lg/EP2	B60/2/lg/EP2	B75/2/lg/EP2	B90/2/lg/EP2	B120/2/lg/EP2	B150/2/lg/EP2	B180/2/lg/EP2	B240/2/lg/EP2	B300/2/lg/EP2
	1 side protection	-	B30/2/lg/FP1	B50/2/lg/FP1	B60/2/lg/FP1	B75/2/lg/FP1	B90/2/lg/FP1	B120/2/lg/FP1	B150/2/lg/FP1	B180/2/lg/FP1	B240/2/lg/FP1	B300/2/lg/FP1
	2 sides protection	-	B30/2/lg/FP2	B50/2/lg/FP2	B60/2/lg/FP2	B75/2/lg/FP2	B90/2/lg/FP2	B120/2/lg/FP2	B150/2/lg/FP2	B180/2/lg/FP2	B240/2/lg/FP2	B300/2/lg/FP2

DIMENSIONS OF MALE RINGS FOR FLAT WEBBING SLINGS TYPE 4 AND 5

REFERENCES	D12M	D14M	D16M	D18M	D20M	D23M	D26M	D28M	D32M	D35M
WLL (ton)	1	1,5	2	2,5	3	4	5	6	8	10
Ø max of the wire (mm)	12	14	16	18	20	23	25	28	32	35
Webbing width (mm)	30	50	60	75	90	120	150	180	240	300
D hook passage (mm)	30	40	82	32	40	45	55	55	60	75
E (mm)	72	86	104	127	144	180	220	260	340	400
H (mm)	64	80	102	98	119	132	182	180	202	250



We have several raw material suppliers, characteristics are given for information purpose only.



FLAT WEBBING SLING - TYPE B, 2 PLYS


1 MALE AND 1 FEMALE RING (Category 5)

Manufacture from 0.5 to 20* tons, from 1 to 100 meters and more

Safety factor of the assembly 4:1 (the sling retaining a safety factor 7:1) - Complies with EN 1492-1+A1



- Made to measure to the centimetre, and this, in full compliance with the EN 1492-1+A1 standard.
- We can pair your slings. Please consult us.



Sling color	PURPLE	OLIVE	GREEN	WHITE	YELLOW	GREY	RED	BROWN	BLUE	ORANGE
WLL (ton)	1	1,5	2	2,5	3	4	5	6	8	10
Width (mm)	30	50	60	75	90	120	150	180	240	300
Thickness (mm)	6	6,1	6,5	7	7	7	7,5	7,5	8	8
Weight 1 ^m (g)	850	1 300	1 900	2 600	3 600	5 100	8 750	10 000	17 000	23 500
Weight m/l (g)	200	300	400	450	550	800	1 000	1 200	1 700	2 250
REFERENCES	1 m	B 30 5 1	B 50 5 1	B 60 5 1	B 75 5 1	B 90 5 1	B 120 5 1	B 150 5 1	-	-
	2 m	B 30 5 2	B 50 5 2	B 60 5 2	B 75 5 2	B 90 5 2	B 120 5 2	B 150 5 2	B 180 5 2	B 240 5 2
	3 m	B 30 5 3	B 50 5 3	B 60 5 3	B 75 5 3	B 90 5 3	B 120 5 3	B 150 5 3	B 180 5 3	B 240 5 3
	4 m	B 30 5 4	B 50 5 4	B 60 5 4	B 75 5 4	B 90 5 4	B 120 5 4	B 150 5 4	B 180 5 4	B 240 5 4
	5 m	B 30 5 5	B 50 5 5	B 60 5 5	B 75 5 5	B 90 5 5	B 120 5 5	B 150 5 5	B 180 5 5	B 240 5 5
	m +	B 30 5 ...	B 50 5 ...	B 60 5 ...	B 75 5 ...	B 90 5 ...	B 120 5 ...	B 150 5 ...	B 180 5 ...	B 240 5 ...

*20 tons, please consult us.

Values such as weights are indicative and may vary depending on the method of manufacture and our sources of supply of raw materials.

PVC OR HIGH PERFORMANCE PVC PROTECTION SLEEVE (PVC/D see p.55)

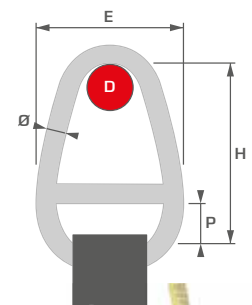
Sling color	PURPLE	OLIVE	GREEN	WHITE	YELLOW	GREY	RED	BROWN	BLUE	ORANGE
WLL (ton)	1	1,5	2	2,5	3	4	5	6	8	10
1 leg	PVC/055	PVC/070	PVC/080	PVC/100	PVC/110	PVC/170	PVC/170	PVC/235	PVC/315	PVC/315

POLYURETHANE PROTECTIVE SLEEVE

Sling color	PURPLE	OLIVE	GREEN	WHITE	YELLOW	GREY	RED	BROWN	BLUE	ORANGE
WLL (ton)	1	1,5	2	2,5	3	4	5	6	8	10
1 side protection	FP1/30	FP1/50	FP1/60	FP1/75	FP1/90	FP1/120	FP1/150	FP1/180	FP1/240	FP1/300
2 sides protection	FP2/30	FP2/50	FP2/60	FP2/75	FP2/90	FP2/120	FP2/150	FP2/180	FP2/240	FP2/300

DIMENSIONS FEMALE RING FOR FLAT WEBBING SLINGS CATEGORY 5

REFERENCES	D12F	D14F	D16F	D18F	D20F	D23F	D26F	D28F	D32F	D35F
WLL (ton)	1 T	1,5 T	2 T	2,5 T	3 T	4 T	5 T	6 T	8 T	10 T
Max dia of the steel ring	12	14	16	18	20	23	26	28	32	35
D hook passage (mm)	50	40	40	45	50	55	65	65	70	75
E (mm)	104	124	147	178	203	245	290	345	435	495
P (mm)	25	36	46	52	56	57	82	80	91	100
H (mm)	103	139	161	181	205	215	300	284	340	385



- INFO:**
- The male buckle that slides perfectly into the female buckle allows you to lift a load without twisting or bending the strap.
 - Galvanized rings for long term resistance.





FLAT WEBBING SLING - TYPE B, 2 PLYS


2 OXYCUT RINGS (Category 6)

Manufacture from 0.5 to 20* tons, from 1 to 100 meters and more

Safety factor of the assembly 4:1 (the strap retaining a safety factor 7:1 - Complies with EN 1492-1+A1)



- Made to measure to the centimetre, and this, in full compliance with the EN 1492-1+A1 standard.
 - We can pair your slings.
- Please consult us.



Effective Working Length

Sling color	GREY	RED	BROWN	BLUE	ORANGE
WLL (ton)	4	5	6	8	10
Width (mm)	120	150	180	240	300
Thickness (mm)	7	7,5	7,5	8	8
Weight 1 ^m (g)	6 100	7 850	11 400	22 800	28 750
Weight m/l (g)	800	1 000	1 200	1 700	2 250
REFERENCES	1 m	B 120 6 1	B 150 6 1	-	-
	2 m	B 120 6 2	B 150 6 2	B 180 6 2	B 240 6 2
	3 m	B 120 6 3	B 150 6 3	B 180 6 3	B 240 6 3
	4 m	B 120 6 4	B 150 6 4	B 180 6 4	B 240 6 4
	5 m	B 120 6 5	B 150 6 5	B 180 6 5	B 240 6 5
	m +	B 120 6 ...	B 150 6 ...	B 180 6 ...	B 240 6 ...

*20 tons, please consult us.

Values such as weights are indicative and may vary depending on the method of manufacture and our sources of supply of raw materials.

PVC OR HIGH PERFORMANCE PVC PROTECTION SLEEVE (PVC/D see p.55)

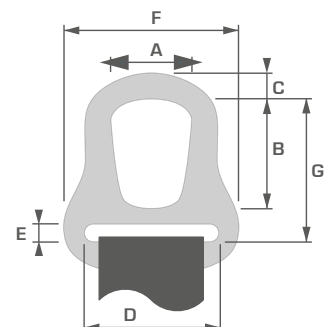
Sling color	GREY	RED	BROWN	BLUE	ORANGE
WLL (ton)	4	5	6	8	10
1 leg	PVC/170	PVC/170	PVC/235	PVC/315	PVC/315

POLYURETHANE COATING AND PROTECTIVE SLEEVE

Sling color	GREY	RED	BROWN	BLUE	ORANGE
WLL (ton)	4	5	6	8	10
REFERENCES	1 side coating	B120/6/lg/EP1	B150/6/lg/EP1	B180/6/lg/EP1	B240/6/lg/EP1
	2 sides coating	B120/6/lg/EP2	B150/6/lg/EP2	B180/6/lg/EP2	B240/6/lg/EP2
	1 side protection	B120/6/lg/FP1	B150/6/lg/FP1	B180/6/lg/FP1	B240/6/lg/FP1
	2 sides protection	B120/6/lg/FP2	B150/6/lg/FP2	B180/6/lg/FP2	B240/6/lg/FP2

DIMENSIONS MALE RINGS FOR FLAT WEBBING SLINGS CATEGORIES 6 AND 7

REFERENCES	PMS 01	PMS 03	PMS 05	PMS 07	PMS 09
WLL (ton)	4	5	6	8	10
A (mm)	85	85	105	114	107
B (mm)	110	110	120	145	141
C (mm)	29	27	30	44	48
D (mm)	137	158	198	252	305
E (mm)	18	20	20	20	25
F (mm)	178	198	258	328	390
G (mm)	148	155	170	210	212



We have several raw material suppliers, characteristics are given for information purpose only.



FLAT WEBBING SLING - TYPE B, 2 PLYS


1 OXYCUT MALE AND 1 OXYCUT FEMALE RING (Category 7)

Manufacture from 0.5 to 20* tons, from 1 to 100 meters and more

Safety factor of the assembly 4:1 (the strap retaining a safety factor 7:1) - Complies with standard EN 1492-1+A1



- Made to measure to the centimetre, and this, in full compliance with the EN 1492-1+A1 standard.
- We can pair your slings. Please consult us.



Effective Working Length

Sling color	GREY	RED	BROWN	BLUE	ORANGE
WLL (ton)	4	5	6	8	10
Width (mm)	120	150	180	240	300
Thickness (mm)	7	7,5	7,5	8	8
Weight 1 ^{er} m (g)	7 400	9 000	13 200	24 400	30 750
Weight m/l (g)	800	1 000	1 200	1 700	2 250
REFERENCES	1 m	B 120 7 1	B 150 7 1	-	-
	2 m	B 120 7 2	B 150 7 2	B 180 7 2	B 240 7 2
	3 m	B 120 7 3	B 150 7 3	B 180 7 3	B 240 7 3
	4 m	B 120 7 4	B 150 7 4	B 180 7 4	B 240 7 4
	5 m	B 120 7 5	B 150 7 5	B 180 7 5	B 240 7 5
	m +	B 120 7 ...	B 150 7 ...	B 180 7 ...	B 240 7 ...

*20 tons, please consult us.

Values such as weights are indicative and may vary depending on the method of manufacture and our sources of supply of raw materials.

PVC OR HIGH PERFORMANCE PVC PROTECTION SLEEVE (PVC/D see p.55)

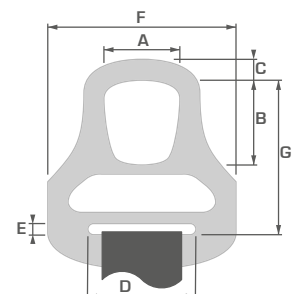
Sling color	GREY	RED	BROWN	BLUE	ORANGE
WLL (ton)	4	5	6	8	10
1 leg	PVC/170	PVC/170	PVC/235	PVC/315	PVC/315

POLYURETHANE PROTECTIVE SLEEVE

Sling color	GREY	RED	BROWN	BLUE	ORANGE
WLL (ton)	4	5	6	8	10
1 side protection	FP1/120	FP1/150	FP1/180	FP1/240	FP1/300
2 sides protection	FP2/120	FP2/150	FP2/180	FP2/240	FP2/300

DIMENSIONS FEMALE RING FOR FLAT WEBBING SLING CATEGORY

REFERENCES	PMS 02	PMS 04	PMS 06	PMS 08	PMS 10
WLL (ton)	4	5	6	8	10
A (mm)	88	83	105	128	115
B (mm)	112	110	125	128	115
C (mm)	21	27	34	44	45
D (mm)	133	158	198	348	305
E (mm)	18	18	20	20	25
F (mm)	233	248	318	416	478
G (mm)	144	216	245	287	290



IMPORTANT: Before each using, check the state of your Roundsling. If there are sharp edges, protect your slings. Your safety depends on the correct use of the product. See our different protection solutions from p.71.



FLAT WEBBING SLING - TYPE D, ENDLESS

Manufacture from 0.5 to 20 tons, from 0.5 to 100 meters and more

Safety factor 7:1 - Conforms to EN 1492-1+A1



- Made to measure to the centimetre, and this, in full compliance with the EN 1492-1+A1 standard.
 - We can pair your slings.
- Please consult us.



Effective Working Length

SINGLE-PLY CONFIGURATION

Sling color	WHITE	PURPLE	OLIVE	GREEN	WHITE	YELLOW	GREY	RED	BROWN	BLUE	ORANGE	
WLL (ton)	0,5	1	1,5	2	2,5	3	4	5	6	8	10	
Width (mm)	25	30	50	60	75	90	120	150	180	240	300	
Thickness (mm)	2,6	3	3,3	3,3	3,5	3,5	3,5	3,8	3,5	4	4	
Weight m/EWL (g)	150	200	300	400	450	550	800	1 000	1 200	1 700	2 250	
Length mini (m)	0,5	0,5	1	1	1	1	1	1	1	1	1	
REFERENCES	1 m	D 25 1	D 30 1	D 50 1	D 60 1	D 75 1	D 90 1	D 120 1	D 150 1	D 180 1	D 240 1	D 300 1
	1,5 m	D 25 1,5	D 30 1,5	D 50 1,5	D 60 1,5	D 75 1,5	D 90 1,5	D 120 1,5	D 150 1,5	D 180 1,5	D 240 1,5	D 300 1,5
	2 m	D 25 2	D 30 2	D 50 2	D 60 2	D 75 2	D 90 2	D 120 2	D 150 2	D 180 2	D 240 2	D 300 2
	3 m	D 25 3	D 30 3	D 50 3	D 60 3	D 75 3	D 90 3	D 120 3	D 150 3	D 180 3	D 240 3	D 300 3
	m +	D 25 ...	D 30 ...	D 50 ...	D 60 ...	D 75 ...	D 90 ...	D 120 ...	D 150 ...	D 180 ...	D 240 ...	D 300 ...

DOUBLE PLY CONFIGURATION

Sling color	PURPLE	GREEN	YELLOW	GREY	RED	BROWN	BLUE	ORANGE	ORANGE	ORANGE	ORANGE
WLL (ton)	1	2	3	4	5	6	8	10	12	16	20
Width (mm)	25	30	50	60	75	90	120	150	180	240	300
Thickness (mm)	5,2	6	6,6	6,6	7	7	7	7,6	7	8	8
Weight m/EWL (g)	300	400	500	800	900	1 100	1 600	2 000	2 400	3 400	4 500
Length mini (m)	1	1	1	1	1	1	1,20	1,20	2	2	2
REFERENCES	DDE 25 Lg	DDE 30 Lg	DDE 50 Lg	DDE 60 Lg	DDE 75 Lg	DDE 90 Lg	DDE 120 Lg	DDE 150 Lg	DDE 180 Lg	DDE 240 Lg	DDE 300 Lg

Values such as weights are indicative and may vary depending on the method of manufacture and our sources of supply of raw materials.

PVC PROTECTIVE SLEEVES



Made to measure to the centimetre. Please consult us.

Ref : PVC



Ref : PVC/D
HIGH PERFORMANCE



Protect your lifting equipment from abrasion and sharp edges. Our protective sleeves can be fitted to all types of slings. For more information on how to fit the sleeves : p.88.

PVC	Designation HIGH-PERFORMANCE PVC	width flat (mm)	Thickness (mm)	Weight/m linear (kg)	1 leg sling (ton)	2 legs sling (ton)	Width flat webbing (mm)
055	055-D	50	2	0,28	1	1	30
070	070-D	70	2	0,32	2	2	50
080	080-D	80	2	0,38	3	3	60
100	100-D	100	2	0,45	4/5	4/5	75
110	110-D	110	2	0,55	6/8	6/8	90
170	170-D	170	3	1,00	10/12/15/20/25	10/12/15	120/150
235	235-D	230	3	1,60	30/40/50/60	20/25	180
315	320-D	320	3	2,10	70/80/90/100	30/40	240/300
460	460-D	460	3	3,2	-	50/60/70	-
600	600-D	600	3	3,6	-	80/90/100	-

We have several raw material suppliers, characteristics are given for information purpose only.



MULTI LEGS ROUND SLINGS

Self-locking or latch hooks - Manufacturing up to 40 meters and more

Safety factor 4:1 - Complies with EN 1492-2+A1

THE OF THE RANGE :

- Lightness.
- Flexible.
- Small footprint.
- Does not alter the load.



- Made to measure to the centimetre, in full compliance with EN 1492-2+A1.
- We can adapt the length of the legs to your request. Please consult us.

Self locking (CVO)



With safety latch (COL)

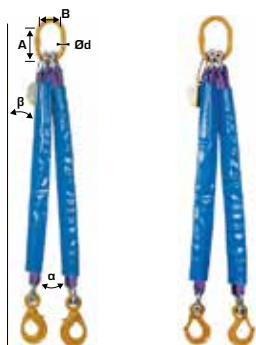


1 LEG TEXTILE SLING



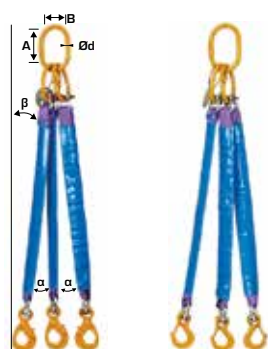
	References	WLL (ton)	Total weight (lg) - 1 m of sling (g)	Weight of m+ (g)
with self-locking	EMB11 CVO	1	1 660	590
	EMB12 CVO	2	2 895	765
	EMB13 CVO	3	4 900	940
	EMB14 CVO	4	11 690	1 210
with latch hooks	EMB11 COL	1	1 390	590
	EMB12 COL	2	2 485	765
	EMB13 COL	3	3 970	940
	EMB14 COL	4	7 190	1 210

2 LEGS TEXTILE SLING




	References	WLL according to the angle from 0° to 6° (ton)	WLL according to the angle from 7° to 45° (ton)	WLL according to the angle from 46° to 60° (ton)	Total weight (lg) 1 m of sling (g)	Weight of m+ (g)
With self-locking	EMB21 CVO	2	1,4	1	3 400	1 180
	EMB22 CVO	4	2,8	2	5 730	1 530
	EMB23 CVO	6	4,2	3	9 600	1 880
	EMB24 CVO	8	5,6	4	23 100	2 420
with latch hooks	EMB21 COL	2	1,4	1	2 860	1 180
	EMB22 COL	4	2,8	2	4 910	1 530
	EMB23 COL	6	4,2	3	7 740	1 880
	EMB24 COL	8	5,6	4	14 100	2 420

3 LEGS TEXTILE SLING



	References	WLL according to the angle from 0° to 6° (ton)	WLL according to the angle from 7° to 45° (ton)	WLL according to the angle from 46° to 60° (ton)	Total weight (lg) 1 m of sling (g)	Weight of m+ (g)
With self-locking	EMB31 CVO	3	2,1	1,5	5 880	1 770
	EMB32 CVO	6	4,2	3	9 785	2 295
	EMB33 CVO	9	6,3	4,5	17 200	2 820
	EMB34 CVO	12	8,4	6	36 330	3 630
with latch hooks	EMB31 COL	3	2,1	1,5	5 070	1 770
	EMB32 COL	6	4,2	3	8 555	2 295
	EMB33 COL	9	6,3	4,5	14 110	2 820
	EMB34 COL	12	8,4	6	22 830	3 630

4 LEGS TEXTILE SLING



	References	WLL according to the angle from 0° to 6° (ton)	WLL according to the angle from 7° to 45° (ton)	WLL according to the angle from 46° to 60° (ton)	Total weight (lg) 1 m of sling (g)	Weight of m+ (g)
With self-locking	EMB41 CVO	3	2,1	1,5	8 640	1 770
	EMB42 CVO	6	4,2	3	13 080	2 295
	EMB43 CVO	9	6,3	4,5	22 400	2 820
	EMB44 CVO	12	8,4	6	51 200	3 630
with latch hooks	EMB41 COL	3	2,1	1,5	7 560	1 770
	EMB42 COL	6	4,2	3	11 440	2 295
	EMB43 COL	9	6,3	4,5	18 680	2 820
	EMB44 COL	12	8,4	6	29 200	3 630

MULTI LEGS FLAT WEBBING SLINGS

Self-locking or latch hooks - Manufactured to 100 meters and more

Safety factor 4:1 (the strap maintaining a 7:1 ratio) - Complies with EN 1492-1+A1



- Made to measure to the centimetre, in full compliance with EN 1492-2+A1.
 - We can adapt the length of the legs to your request.
- Please consult us.




1 LEG FLAT WEBBING SLING



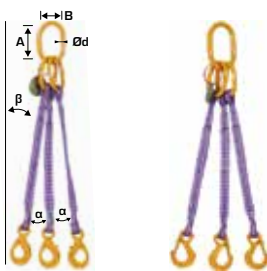
	References	WLL (ton)	Weight total lg - 1 m de l'élingue (g)	Weight of m+ (g)
with self-locking	BMB11 CVO	1	1 050	240
	BMB12 CVO	2	1 910	440
	BMB13 CVO	3	3 230	715
with latch hooks	BMB11 COL	1	860	240
	BMB12 COL	2	1 530	440
	BMB13 COL	3	2 470	715

2 LEGS FLAT WEBBING SLING



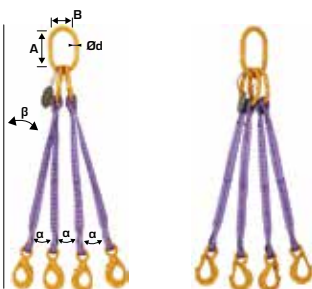
	References	WLL according to the angle from 0° to 6° (ton)	WLL according to the angle from 7° to 45° (ton)	WLL according to the angle from 46° to 60° (ton)	Total weight lg (lg) 1 m of sling (g)	Weight of m+ (g)
With self-locking	BMB21 CVO	2	1,4	1	1 770	480
	BMB22 CVO	4	2,8	2	3 260	880
	BMB23 CVO	6	4,2	3	5 645	1 520
with latch hooks	BMB21 COL	2	1,4	1	1 390	480
	BMB22 COL	4	2,8	2	2 500	880
	BMB23 COL	6	4,2	3	4 125	1 520

3 LEGS FLAT WEBBING SLING



	References	WLL according to the angle from 0° to 6° (ton)	WLL according to the angle from 7° to 45° (ton)	WLL according to the angle from 46° to 60° (ton)	Total weight lg (lg) 1 m of sling (g)	Weight of m+ (g)
With self-locking	BMB31 CVO	3	2,1	1,5	3 395	720
	BMB32 CVO	6	4,2	3	6 890	1 320
	BMB33 CVO	9	6,3	4,5	10 085	2 145
with latch hooks	BMB31 COL	3	2,1	1,5	2 825	720
	BMB32 COL	6	4,2	3	5 750	1 320
	BMB33 COL	9	6,3	4,5	7 805	2145

4 LEGS FLAT WEBBING SLING



	References	WLL according to the angle from 0° to 6° (ton)	WLL according to the angle from 7° to 45° (ton)	WLL according to the angle from 46° to 60° (ton)	Total weight lg (lg) 1 m of sling (g)	Weight of m+ (g)
With self-locking	BMB41 CVO	3	2,1	1,5	4 115	960
	BMB42 CVO	6	4,2	3	8 240	1 760
	BMB43 CVO	9	6,3	4,5	12 500	2 860
with latch hooks	BMB41 COL	3	2,1	1,5	3 355	960
	BMB42 COL	6	4,2	3	6 720	1 760
	BMB43 COL	9	6,3	4,5	9 460	2 860

TIP : Secure your fixings with non-removable accessories.

Values such as weights are indicative and may vary depending on the method of manufacture and our sources of supply of raw materials.

We have several raw material suppliers, characteristics are given for information purpose only.



ENTERTAINMENT RANGE

NEW

We support your customers in all their projects with our range of black slings, ideal for the entertainment and event industry.



- Made to measure to the centimeter.
- We can pair your slings. Please consult us.



THE + OF THE RANGE :

- Our entertainment slings are designed to secure your installations while maintaining the esthetic integrity of your equipment.

100% TEXTILE BLACK ROUND SLING - Manufacturing from 0.25 to 3 tons


Safety factor 7:1



Color	Black	Black	Black
WLL (ton)	1	2	2
1 m	ER 1 1 NO	ER 2 1 NO	ER 3 1 NO
2 m	ER 1 2 NO	ER 2 2 NO	ER 3 2 NO
m+	ER 1 ... NO	ER 2 ... NO	ER 3 ... NO

BLACK ENDLESS GROMMET SLING - Manufacturing from 1 to 2 tons

Safety factor 5:1



Control window for checking the wire and ID.

Color	Black	Black
WLL (ton)	1	2
1 m	ERCA 1 1 NO	ERCA 2 1 NO
2 m	ERCA 1 2 NO	ERCA 2 2 NO
m+	ERCA 1 ... NO	ERCA 2 ... NO

See our lashing show range on p.113



SINGLE USE OR ONE WAY SLING

2 EYES FLAT WEBBING SLING

Safety factor 7:1

**Réf : AA**

Effective Working Length

WLL (ton)	0,11	0,21	0,35	0,57	0,71	0,85	1
Width sangle (mm)	25	25	40	50/4,8	50/6	50/7,5	60
Weight 1 ^{er} m (kg)	0,03	0,065	0,13	0,14	0,18	0,21	0,26
Weight m/l (kg)	0,02	0,04	0,08	0,085	0,11	0,13	0,16
REF							
1 m	AA25 100R0,8	AA25 100R1,5	AA40 100R2,5	AA50 100R4	AA50 100R5	AA50 100R6	AA60 100R14
2 m	AA25 200R0,8	AA25 200R1,5	AA40 200R2,5	AA50 200R4	AA50 200R5	AA50 200R6	AA60 200R14

ENDLESS FLAT WEBBING SLING FOR SINGLE USE

Safety factor 7:1

**Réf : AD**

Effective Working Length

WLL (ton)	0,17	0,40	0,50	0,75	1,05	1,35	1,55	2
Width (mm)	25	25	35	40	50/4,8	50/6	50/7,5	60
Sangle (mm)								
Weight 1 ^{er} m (kg)	0,045	0,09	0,18	0,18	0,19	0,25	0,29	0,36
Weight m/l (kg)	0,04	0,08	0,16	0,16	0,17	0,22	0,26	0,32
REF								
1 m	AD25 100R1,2	AD25 100R3	AD35 100R3,6	AD40 100R5,3	AD50 100R7,5	AD50 100R9,5	AD50 100R11	AD60 100R14
2 m	AD25 200R1,2	AD25 200R3	AD35 200R3,6	AD40 200R5,3	AD50 200R7,5	AD50 200R9,5	AD50 200R11	AD60 200R14

PRODUCT INFO (type AA and AD): We recommend a safety factie 7:1 according to the European directive 2006/42/EC. There is currently no harmonised European standard specifying the Safety factor for single-use slings. The 7:1 ratio (found on general purpose slings) also provides increased safety compared to practices in this type of product (3:1 or 5:1 ratios are currently common on the market). *For more information, please contact us.*

"Just-One" ONE-WAY FLAT WEBBING SLING

Safety factor 7:1


FEATURES

- Flexible sling consisting of a sewn webbing element.
- Sewn loop for choke lifting only.
- Uniformly woven textile fibres. 100% polyester high tenacity multifilament.
- Colour: white + 1 black line. Inscription in black ink on the strap : «DO NOT REUSE ON ANOTHER PACK».
- Compliant notice ©.

PACKAGING

- Delivered in cartons for easy storage.
- Marking on the 2 main sides of the box: contents, technical details, EAN 13 code.

www.elingue-just-one.com



THE ⊕ OF THE RANGE :

Even when not in use, the choke sling remains in place on the package.

**Réf : D30**

References	WLL (ton) en noeud coulant	Width (mm)	Thickness (mm)	Long. utile (m)
D30 1.2 WNP+B-N	0,9	30	2,8	1,20
D30 1.5 WNP+B-N	0,9	30	2,8	1,50

We have several raw material suppliers, characteristics are given for information purpose only.




THE ONLY SLING NON-REUSABLE A PMS EXCLUSIVITY

THE PMS INDUSTRIE : a PRODUCT, a MASS, a SOLUTION

Our traceability solutions and the box developed for the Li-1 guarantee the unique use of the sling.

By offering Li-1, we ensure compliance with regulations and the safety of personnel. The Li-1 sling is for single use only and cannot be reused for further handling... The contractor can be sure of compliance with the regulations.



Simple and secure use...



1 Pass the sling through the mesh of the welded mesh. Pass the hook end of the sling through the loop. Thread the sling into the Li-1 plastic part, observing the direction of the arrow on the housing.




2 Slide the assembly as close as possible to the lattice pack. Lock the Li-1 system by pressing on the upper part of the part. Press the push-button until it clicks.

Gloves must be worn



3 The system is in place and operational.



4 It is impossible to remove the sling without destroying it, making it unusable.



Gloves must be worn

Secure, cost-effective, compliant with legislation

Only advantages...

Safe handling



Eradication of «wild» slings on the site



- No management of lifting equipment,
- Automatic destruction of the sling after use,
- No more use of twisters.

The only guaranteed single-use sling

NE PAS REUTILISER

- Single use guaranteed and in compliance with European standards,
- Each sling has a maximum working load (MWL) set at the time of manufacture. The reuse of a sling by the recipient implies a strict control of its use (respect of the MUC in particular),
- SAFETY FACTOR 7:1 and conform to the European directive 2006/42/CE.



Reloading time reduced by 30 to 50%.

- Substantial labour savings,
- The crane's workload is reduced.



DECREE NO. 2001-1016

Of 5 November 2001 (OJ of 7 November)

creating a document relating to the assessment of the risks to the health and safety of workers, provided for by article L. 230-2 of the labor code and amending the labor code (second part: Decrees in the Council of 'State).

PRELIMINARY CHAPTER: Principles of prevention

Art. R. 230-1. - The employer shall transcribe and update in a single document the results of the evacuation of risks to the safety and health of workers which he must carry out in application of paragraph III (a) of Article L. 230-2. This assessment includes an inventory of the risks identified in each work unit of the undertaking or establishment...

It shall be updated at least once a year and at the time of any decision to carry out major alterations... The document shall be made available to the members of the health, safety and working conditions committee or the bodies which take its place, to the staff representatives or, failing that, to the persons subject to a risk to their safety or health, and to the occupational physician...

«The CNAM specifies the list of safety points in terms of handling that must be checked and listed by any head of establishment.»

Mechanical handling and moving

- Use handling equipment and accessories that comply with the regulations,
- Only use equipment that is suitable for the task in hand, under the conditions specified and in accordance with the manufacturer's instructions,
- Regularly check their condition and carry out the regulatory controls,
- Limit their use to trained and qualified personnel only,
- Ensure visibility conditions and the good condition of the floors,
- Organise the movement of people and vehicles,
- Signpost and maintain traffic lanes and roadways.

www.elingue-just-one.com

CHARACTERISTICS


- Flexible sling consisting of a sewn webbing element with an injected plastic part with a blade.
- Uniformly woven textile fibres. 100% high tenacity multi-filament polyester.
- Colour: white + 1 black line. Inscription in black ink on the strap: «DO NOT REUSE».
- CE Compliant instructions.

Ref. Li1

Safety factor 7:1

References	WLL (ton)	Width (mm)	Thickness (mm)	Effective Working Length (m)
Li1 120C0.9W	0,9 (tie)	30	2,8	1,20
Li1 150C0.9W	0,9 (tie)	30	2,8	1,50

Length upon request.



READ MORE :



We have several raw material suppliers, characteristics are given for information purpose only.



“WHITE” ROUND SLING

Safety factor 7:1

THE ⊕ OF THE RANGE :

- A sling with a white sleeve to prevent discoloration on the load.



- Made to measure to the centimeter.
 - We can pair your slings.
- Please consult us.

Sling color	WHITE	WHITE	WHITE	WHITE	WHITE
WLL (ton)	1	2	3	4	5
Ø 1 leg (mm)	15	20	25	30	35
Sleeve thickness (mm)	0,75	0,75	0,80	0,80	0,70
Weight m/EWL (g)	270	445	560	760	940
References	ER 1 ... EC	ER 2 ... EC	ER 3 ... EC	ER 4 ... EC	ER 5 ... EC



Other WLL possible. Length on request.

Option: the traceability label can be protected by a plastic bag.

FLAT WEBBING SLING : MAGMA®

VERY HIGH RESISTANCE TO EXTREME HEAT

Manufacturing from 0.3 to 6 tons, from 1 to 30 meters

Safety factor 7:1 - Can be used up to 300°C



- Made to measure to the centimeter.
 - We can pair your slings.
- Please consult us.

THE ⊕ OF THE RANGE :

- Aramid strap and seam threads: resists to up to 300°C with excellent mechanical properties.
- Good resistance to shocks, cuts, and abrasion.

USES

- Lifting in extreme conditions (boiler work - blast furnaces).
- Securing of hot parts at the end of the production line.
- Part maintained at a height for welding.
- Part handling for thermal treatment.



Aramid can be used for many textile products: lashing systems. (consult us)

Sling color	YELLOW	YELLOW	YELLOW	YELLOW	YELLOW	YELLOW	YELLOW	YELLOW	YELLOW	
WLL (ton)	0,3	0,6	1,20	0,75	1,50	3	1,5	3	6	
Type	A	B	C	A	B	C	A	B	C	
Width (mm)	25	25	25	50	50	50	90	90	90	
Thickness (mm)	2	4,5	9	2	4,5	9	2	3,5	7	
Weight 1 ^{er} m (g)	75	150	300	200	400	800	400	500	750	
Weight m/l (g)	35	70	140	70	140	280	125	250	500	
REFERENCES	1 m	AK 25 2 1	BK 25 2 1	CK 25 2 1	AK 50 2 1	BK 50 2 1	CK 50 2 1	AK 90 2 1	BK 90 2 1	CK 90 2 1
	2 m	AK 25 2 2	BK 25 2 2	CK 25 2 2	AK 50 2 2	BK 50 2 2	CK 50 2 2	AK 90 2 2	BK 90 2 2	CK 90 2 2
	3 m	AK 25 2 3	BK 25 2 3	CK 25 2 3	AK 50 2 3	BK 50 2 3	CK 50 2 3	AK 90 2 3	BK 90 2 3	CK 90 2 3
	m +	AK 25 2 ...	BK 25 2 ...	CK 25 2 ...	AK 50 2 ...	BK 50 2 ...	CK 50 2 ...	AK 90 2 ...	BK 90 2 ...	CK 90 2 ...



JUXTAPOSED WEBBING SLING

Manufacturing from 1 to 12 tons, from 1 to 30 meters and more

Safety factor 7:1

THE ⊕ OF THE RANGE :

- The juxtaposed sling allows a larger contact surface with very long loads.



- Made to measure to the centimeter.
 - We can pair your slings.
- Please consult us.



Effective Working Length

	PURPLE	OLIVE	GREEN	WHITE	YELLOW	GREY	RED	BROWN	BLUE	ORANGE	
WLL (ton)	1	1,5	2	2,5	3	4	5	6	8	10	
Width (mm)	60	100	120	150	180	240	300	360	480	600	
Max thickness (mm)	6	6,1	6,5	7	7	7	7,5	7,5	8	8	
Weight 1 ^{er} m (kg)	0,35	0,54	0,65	0,81	0,94	1,40	1,90	2,40	3,50	4,65	
Weight m/l (kg)	0,26	0,39	0,52	0,59	0,72	1,05	1,30	1,56	2,20	2,95	
REFERENCES	1 m	BD 60 2 1	BD 100 2 1	BD 120 2 1	-	-	-	-	-	-	
	2 m	BD 60 2 2	BD 100 2 2	BD 120 2 2	BD 150 2 2	BD 180 2 2	BD 240 2 2	BD 300 2 2	-	-	
	3 m	BD 60 2 3	BD 100 2 3	BD 120 2 3	BD 150 2 3	BD 180 2 3	BD 240 2 3	BD 300 2 3	BD 360 2 3	BD 480 2 3	BD 600 2 3
	4 m	BD 60 2 4	BD 100 2 4	BD 120 2 4	BD 150 2 4	BD 180 2 4	BD 240 2 4	BD 300 2 4	BD 360 2 4	BD 480 2 4	BD 600 2 4
	m +	BD 60 2 ...	BD 100 2 ...	BD 120 2 ...	BD 150 2 ...	BD 180 2 ...	BD 240 2 ...	BD 300 2 ...	BD 360 2 ...	BD 480 2 ...	BD 600 2 ...

MOVER STRAP

Standard width: 50 mm - up to 200 kg load

Suitable for all types of loads thanks to its adjustment system.

NEW

Ref : SHDMG

THE ⊕ OF THE RANGE :

- Perfect balance of the load by an adjustment system.
- One size fits all.



Several colours available,
please consult us.



We have several raw material suppliers, characteristics are given for information purpose only.



CARGO NET FOR LIFTING

Made of 100% Polyester webbing

NEW

Réf : FIL

Depending on the load you wish to lift, we study your project to provide you with the appropriate solution.

100% CUSTOM-MADE :

- Net surface and shape.
- Number of strips.
- Band widths : 25 mm / 35 mm / 50 mm / 75 mm.
- Mesh size.
- Colour of the net.
- Breakage, strength of the system.
- Choice of ends : loops, etc.



OPTIONS:

- Net protections: polyurethane projection, sleeves, reinforcements...
See from p.74
- Adding Velcro *See p.87*

BUS-CARRYING NET

Standard length: 10 meters (Other, please consult us)



*Made to measure
to the centimetre.
Please consult us.*



References	WLL (ton)	WLL in basket (ton)	Type of webbing (mm)	Number of lifting webbings	Effective working length (m)	Weight of net (kg)	Weight m/l (kg)
FIL 4*A50 10	2,5	5	50	4	10	10	0,55
FIL 4*A60 10	3	6	60	4	10	12,6	0,65
FIL 4*A75 10	4	8	75	4	10	16,8	0,85
FIL 4*A90 10	5	10	90	4	10	18,5	1



HAMMOCK SLING

Ideal for handling very heavy and compact objects

Manufactured from 1 to 5 tons and made to measure

Safety factor 7:1



Made to measure
to the centimetre.
Please consult us.



Sling color	PURPLE	OLIVE	GREEN	WHITE	YELLOW	GREY	RED	
WLL (ton)	1	1,5	2	2,5	3	4	5	
Width (mm)	400	400	400	400	400	400	400	
Thickness (mm)	3,5	4	4	4	4	4	4,5	
Webbing width (mm)	30	50	60	75	90	120	150	
Length of the loop (mm)	300	300	300	300	400	400	500	
Weight m/EWL (g)	313	446	522	626	686	964	1 178	
Weight m/l (g)	460	600	680	780	1 040	1 190	1 450	
REFERENCES	1 m	SLDH 30 1 400	SLDH 50 1 400	SLDH 60 1 400	-	-	-	
	2 m	SLDH 30 2 400	SLDH 50 2 400	SLDH 60 2 400	SLDH 75 2 400	SLDH 90 2 400	SLDH 120 2 400	SLDH 150 2 400
	3 m	SLDH 30 3 400	SLDH 50 3 400	SLDH 60 3 400	SLDH 75 3 400	SLDH 90 3 400	SLDH 120 3 400	SLDH 150 3 400
	4 m	SLDH 30 4 400	SLDH 50 4 400	SLDH 60 4 400	SLDH 75 4 400	SLDH 90 4 400	SLDH 120 4 400	SLDH 150 4 400

NEW

FLAT SLING WITH INTERMEDIATE EYES

Manufacture from 1 to 10 tons, from 1 to 100 meters and more, consult us

Safety factor 7:1

THE + OF THE RANGE :

A versatile sling that allows you to adapt its length to suit your lifting configuration without having to change equipment.

Conception :

- Type B, double ply.
- Reinforced folded loops (Category 2).



Sling color	PURPLE	OLIVE	GREEN	WHITE	YELLOW	GREY	RED	BROWN	BLUE	ORANGE
WLL of sling (ton)	1	1,5	2	2,5	3	4	5	6	8	10
WLL of intermediate eyes (ton)	0,5	0,75	1	1,25	1,5	2	2,5	3	4	5
Width (mm)	30	50	60	75	90	120	150	180	240	300
Minimum spacing between intermediate eyes (mm)	30	30	30	30	40	40	50	50	60	60

CONSTRUCTION OF THE REFERENCE : add the number of intermediate loops after the reference of the sling cat. 2 (see p. 50).

Example : B 30 2 4 B13 [1 ton sling, category 2, 4 meters, 3 intermediate loops].

Can be manufactured in category 1 (single loops) and category 4 (male rings), consult us.

Possible manufacture in single band (type A) from 0.5 to 5 T (intermediate loops from 0.25 to 2.5 T), consult us.

We have several raw material suppliers, characteristics are given for information purpose only.



DRUM-LIFTING SLING – ERLT

Safety factor 4:1

References	WLL WLL according to the angle from 0° to 45° (ton)
ERLT 2	2,8
ERLT 3	4,2
ERLT 4	5,6

Standard length 2 meters.

Composition :

- 1 master link,
- 1 connecting element: bow shackle,
- 2 endless roundslings with PVC protection sleeve
- 2 lifting hooks at the ends (ref: AACPT/D1) allowing a handling with a maximum of safety (several models, consult us).



HOSE-POSITIONING FLAT WEBBING SLING

Safety factor 4:1 - Complies with EN 1492-1+A1



THE + OF THE RANGE :

- Choke lift with sliding hook prevents the hose from swivelling.
- The large width of the flat strap allows excellent stabilisation of the hose.
- The hose is not damaged during installation as the latch hook never passes underneath.

References	WLL (ton) in tie	Width (mm)
ST 60	1,6	60
ST 75	2	75

Standard length 2 meters.



CONCRETE-POLE LIFTING ROUNDSLING

Safety factor 7:1 - Complies with EN 1492-1+A1



References	WLL* (ton) in tie
EBT 1	0,8
EBT 2	1,6
EBT 3	2,4
EBT 4	3,2

Standard length 2 meters.

References	WLL* (ton) in tie
EBT 5	4
EBT 6	4,8
EBT 8	6,4

Specially manufactured for handling overhead lines, it is composed of:

- 1 roundsling.
- 1 PVC protective sleeve,
- 1 leather protective sleeve .
- 1 textile protective sleeve .



**NEW**

THE  PMS INDUSTRIE
a Product, a MASS, a SOLUTION

GLASS-LIFTING SLING



CHARACTERISTICS :

Flat webbing sling with reinforced eyes (category 1), B-type (double ply). Lateral flanges with protections to prevent any lateral sliding of the load. Sleeve to keep the sling in "U" configuration.

The entire length of the sling is protected to prevent damage to both the load and the sling.

Examples of use: plasterboard, bay windows, marble slabs, advertising boards.

Ref. ELV

Width of the sling (mm)	WLL (ton)	Effective Working Length (m)	Length of lifting in U (m)
60	2	6,6	3,3

- 2 webbing side straps with leather protection to prevent the load from slipping sideways.
- Protection along the entire length of the sling to prevent damage to the load and the sling.

A range of protections to choose from depending on your use: coating, projection or polyurethane sleeve, leather sleeve, etc.



Design of a sling for lifting and handling glass panes or any other fragile large surface accessory.

Glass-lifting sling with polyurethane and leather protection sleeve.

HOSE SECURING SYSTEM



Design of a sling for the safe handling of pipes in the fish farming and in the fish farming and maritime sectors.



CONFIGURATION :

A support cushion combined with 2 flat webbing slings with 3 closing clamps.

- 1 Slings type B (2 carrier belts), category 2: folded loops with textile reinforcement.
 - Webbing width : 50 mm,
 - Breaking strength of the webbing only : 6000 daN.
- 2 Flat webbing support cushion with polyurethane protection sprayed on the inner surface.
- 3 Closing webbing in high tenacity multi-filament polyester webbing. Closing via male and female stainless-steel rings, protection via polyurethane spacers.
 - Webbing width: 45 mm,
 - Breaking strength of the webbing only: 2200 daN.

Please contact us for more information and capacities or for any study of your projects.

We have several raw material suppliers, characteristics are given for information purpose only.



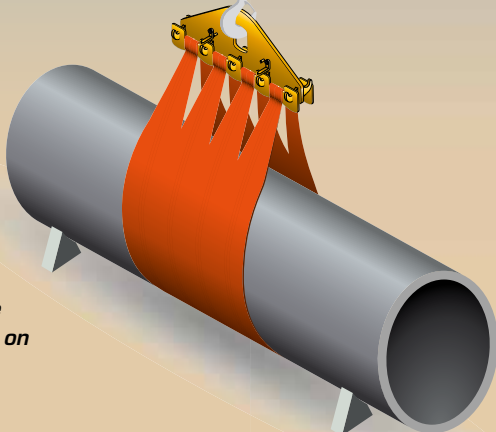
LOWERING-IN BELT FOR PIPE LINE

FROM 10 TO 100 TONS



Traceability is guaranteed on each part:
 traceability label on the webbing, marking plate on the spreader.

Ref. ENS



THE + OF THE RANGE :

SAFETY

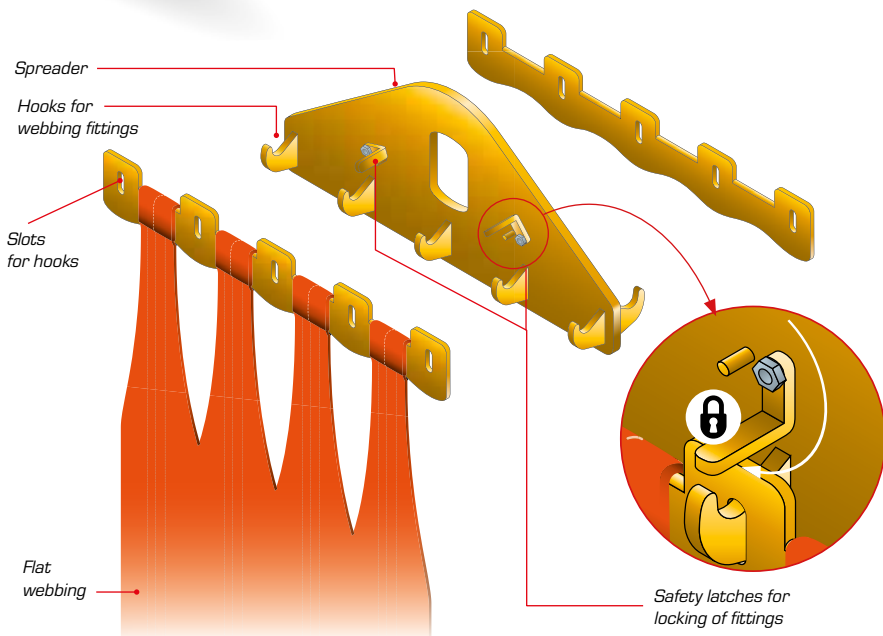
- Wide strap width to easily balance and stabilise the pipe.
- The spreader bar keeps the strap perfectly straight across its entire width
- Even load distribution across the entire strap width.
- Locking latch.

ERGONOMICS

- Simple and quick to use.
- Polyurethane coating or spraying (optional) for optimum protection of the pipe and the strap.

SAVINGS

- Possibility to replace each element separately.
- Polyurethane (optional) to increase the longevity of the webbing




The polyurethane coating (option) prevents rapid deterioration of the webbing and gives it a longer life. Available for webbing widths from 150 to 450 mm, for all lengths..

QUICK AND EASY TO USE


1

Attach one end of the webbing to the spreader.



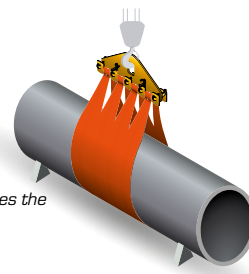
2

Slide the webbing under the pipe and then hang the second ending of the webbing on the spreader.



3

Lift the assembly. The webbing's width ensures the pipe's stability.



CORRESPONDENCE BETWEEN WLL AND PIPE DIAMETER

Designation	10 - 20	30 - 40	50 - 60	70 - 80	90 - 100
WLL (ton)	20	40	60	80	100
Hooks number	2	3	4	5	6
Webbing width (mm)	300	600	900	1200	1500
Ø pipe (inches) (= 25,4 mm)	6 to 12	20 to 24	30 to 36	42 to 48	> 50
Effective Working Length standard (m)	5,20	5,20	5,20	5,20	5,20

Other capacities on request. Possibility of customised lengths, please consult us.



LOWERING-IN BELTS FOR PIPELINE

New Design

THE ⊕ OF THE RANGE :

SIMPLIFIED HANDLING

- Thanks to the design of the pipe spreader with double balance beam :
 - easy to install the sling.
 - quick check of the spreader.

OPTIMAL AND GUARANTEED TRACEABILITY VIA

- The marking plate on the metal part of the system.

ERGONOMICS

- The absence of fittings in this system makes it light.
- Only the strap is handled: the spreader bar remains on the handling hook, and the operators on the ground position the straps without metal accessories.

VERSATILITY AND PROFITABILITY

- If necessary, the strap can be replaced as there is no integrated seamed link to the spreader.

Ref. ENS EVO



Polyurethane protection on the loop.



Polyurethane sprayed onto the textile reinforcement strip which is sewn onto the inner surface of the sling.



Traceability label sewn plated, protected by polyurethane coating.

CONFIGURATION :

Double steel spreader bar.

Flat webbing sling 100% polyester multifilament high tenacity.

- Type B (2 plies),
- Category 1: single loops with textile reinforcement and sprayed polyurethane protection.
- Webbing width: 580 mm

VARIOUS POSSIBLE CAPACITIES

Designation	14	28	56
WLL (ton)	14	28	56
Configuration	1 ply	2 plies	4 plies
Ø pipe (inches)	12	20	36
Webbing width (mm)	580	580	580
Effective Working Length standard (m)	3	3	4
Length in use (m)	1,5	1,5	1,5



Tailor-made for your application. Standard version: textile reinforcement on the load-bearing area of the inner surface of the sling. A range of protections to choose based on your usage: coating, projection or polyurethane sleeve, PVC sleeve, etc.



CHOKER BELT

The choker holds the pipe section firmly in place, does not slip and allows the pipe to be handled, pushed, and pulled more accurately and freely than with a sling.

Wire rope slings for the lifting can be replaced by textile slings if it is necessary to lighten the lifting device or by chain slings for a more flexible use.

Ref. CHO

THE OF THE RANGE :

- 100% made in France thanks to our partnership with local manufacturer.



Traceability on each component



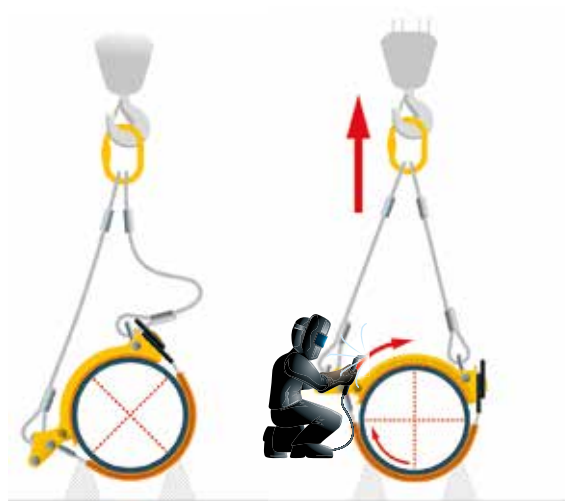
SAFETY

- Safe installation of the lifting device.
- High strength design without load bearing welds.
- Reduced risk of work accidents.



PRACTICAL

- Quick and easy to install.
- Automatic tightening, perfect strapping: no damage to the pipe thanks to the polyurethane coating.
- Easy guidance during handling.
- Allows the pipe to be rotated for precise positioning.



1 - Initial position

2 - Rotation

COST SAVING

- 1 choker, 1 operator, depending on the length of the pipe.
- Long term investment:
 - Long service life, highly resistant materials.
 - Possibility of replacing individual components.

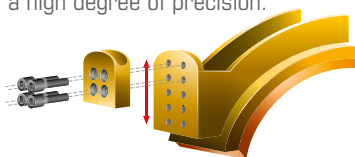


SAFETY CHECK

The handle can be opened to allow a visual check of the cable (option).

PRECISION ADJUSTMENT

To adapt to the exact size of the pipe, the locking system can be adjusted to a high degree of precision.



DOUBLE CONTACT SURFACE

It is possible to connect 2 chokers of the same diameter to increase the contact surface with the pipe.



READ MORE :



DISCOVER OUR VIDEOS


CORRESPONDENCE BETWEEN WLL AND PIPE DIAMETER

Designation	12	14	16	18	20	24	28	30	32	34	36	40	42	44	48	56	64
WLL (ton)	4	4	4	4	4	8	8	8	8	8	8	10	10	10	13	13	13
Ø pipe (mm)	305	355	406	457	508	610	711	762	812	864	914	1016	1067	118	1219	1422	1625
Ø pipe (inches) (= 25,4 mm)	12	14	16	18	20	24	28	30	32	34	36	40	42	44	48	56	64

Other capacities on request. Possibility of customised lengths, please consult us.

POLYURETHANE PROTECTION

Made in France in our factory in Rang



100% French production	p.72
New products	p.73
Polysafe sleeves protection	p.74-75
Polyspray – Projected polyurethane	p.76
Polysafe coatings	p.77-78
POLYNAPPE	p.79

POLY-CAL	p.80-81
Polyurethane edges protection	p.82-83
Polyurethane edges protection	p.84
Opening system for load turner	p.84
Polyurethane in your company	p.85-86
The different types of protective sleeves	p.87-88



A WIDE RANGE OF POLYURETHANE PROTECTIONS

100% French production

WHAT IS POLYURETHANE ?

Polyurethane is a urethane polymer with anti-tear and protective properties that comes in several forms: foams, sprayable liquids, rigid...

Polyurethane is without doubt one of the most resistant elements when using straps or slings for handling sharp objects.

100% FRENCH KNOW-HOW

Thanks to our production workshop in Rang (Franche Comté), we are now one of the leaders in our market, both in terms of the quality of our product and our responsiveness. Our know-how in this field is recognised by the industry.

Our research and development team studies the solution adapted to your project on request and produces customised polyurethane parts.

REACTIVITY

Our stock of 2-sided sleeves enable us to respond to all requests within 48 hours and to manufacture all other products with polyurethane coating as quickly as possible.

Entrust our design office with your requirements; we undertake to meet your expectations as quickly as possible.



Sanding of a polyurethane-coated webbing.



Polyurethane spray workshop.



Custom moulded part for an industrial player for sound insulation purposes.

WHY CHOOSE POLYURETHANE PROTECTION?

SECURE

Your lifting by avoiding any risk of accident by the fall of a sharp load.

Polyurethane is a dielectric material (prevents the conduction of electricity).

PROTECT

Simultaneously protect your load and the strap because the polyurethane will act as a shock absorber between these two elements.

EXTEND

The lifetime of your equipment: protection against abrasion and cuts. Polyurethane also protects the material you are carrying and/or lifting.



Very **high durability** of the product over time.



Increased equipment lifespan : **protection against abrasion and cut.**



Maximum adhesion of the equipment to the load.



Good resistance to **chemicals.**



Excellent damping and **shock absorption.**



Insulating and **water resistant.**




Translucent for **visual and fast control** of your equipment.



Protection **against electrical stresses** in your equipment.

New products



◀ P.74 | **PROTECTION SLEEVES
4 PLIES**

**ARTICULATED
POLYURETHANE
SLEEVE**

P.75 ▶



◀ P.75 | **MESH REINFORCED
POLYURETHANE
SLEEVE**

**HONEYCOMB
COATING**

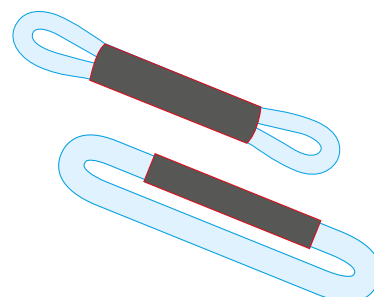
P.78 ▶



◀ P.82 | **FLEXIBLE
POLYURETHANE
CORNERS**

**TYPES OF
PROTECTIVE SLEEVES**

P.87 ▶






POLYSAFE POLYURETHANE SLEEVES

Protection for lifting straps, hoists, and cables when handling objects with sharp edges.

THE + OF THE RANGE :

- Thanks to their excellent adhesion to smooth surfaces, they prevent loads from slipping.
- High structural strength.
- Very good elasticity.
- They considerably extend the life of textile slings.
- The sliding sleeve allows a perfect and smooth positioning of the sling.



Polyurethane elastomer with a minimum thickness of 5 mm for wear and tear resistance.

Textile sheath to facilitate the introduction of the sling to be protected



1 side sleeve



2 sides sleeve

- Standard length: 4 or 5 meters.
- All other non-standard lengths possible up to a maximum of 6 meters.
- Physical properties:
 - Shore A hardness: 80 ± 5 (DIN 53505)
 - Elongation coefficient: 500 % (DIN 53504)
 - Tear strength: 75 N/mm (DIN 53515)
 - Abrasion: 55 mm³ (DIN 53516).

SLEEVES FOR DOUBLE PLY WEBBINGS

1 side sleeve : **Ref : FP1**

2 sides sleeve : **Ref : FP2**

Ref. FP1 1 side sleeve	Ref. FP2 2 sides sleeve	Total width A mm	Internal width B mm	Internal height C mm	Thickness sleeve D mm	For webbing of maximum width mm	1 side weight kg/ml	2 sides weight kg/ml
30	30	48	35	10	5	30	0,60	1
50	50	74	55	10	5	50	0,80	1,30
60	60	81	65	12	5	60	0,90	1,45
75	75	93	80	12	5	75	1	1,70
90	90	123	110	12	5	90	1,05	1,90
120	120	163	150	12	5	120	1,45	2,40
150	150	184	165	12	5	150	1,70	2,50
180	180	223	210	20	5	180	1,90	3,20
240	240	270	250	20	8	240	3,80	6,30
300	300	340	320	20	8	300	4,85	8,05
480	-	510	485	25	10	480	7,12	-

Indicative values subject to change without notice.

NEW SLEEVES FOR FOUR-PLY WEBBINGS

1 side sleeve **Ref : FP3**

2 sides sleeve **Ref : FP4**

Ref. FP3 1 side sleeve	Ref. FP4 2 sides sleeve	Total width A mm	Internal width B mm	Internal height C mm	Thickness sleeve D mm	For webbing of maximum width mm	1 side weight kg/ml	2 sides weight kg/ml
90	90	123	110	20	5	90	1,15	2,09
120	120	163	150	20	5	120	1,60	2,64
150	150	184	165	19	5	150	1,87	2,75
180	180	223	210	30	5	180	2,09	3,52
240	240	270	250	30	8	240	4,18	6,93
300	300	340	320	30	8	300	5,34	8,86

Indicative values subject to change without notice.

REINFORCED POLYURETHANE SLEEVES

Reinforced polyurethane sleeve for better cut resistance



Ref : FP2AR

Sleeve on 2 sides with wire rope cable reinforcement on one face.



NEW

Ref : FP6

Sleeve on 2 sides mesh reinforcement on one face. From 60 mm.

THE + OF THE RANGE :

- Thanks to their excellent adhesion to smooth surfaces, they prevent loads from slipping.
- High structural resistance.

READ MORE :



DISCOVER OUR VIDEOS

Sleeve reference	Total width A mm	Internal width B mm	Internal height C mm	Sleeve thickness D mm	For webbing of maximum width mm	weight kg/ml
FP2AR/50	74	60	10	5	50	1,50
FP2AR/60	81	70	12	5	60	1,70
FP2AR/75	93	80	12	5	75	2
FP2AR/90	123	110	12	5	90	2,20
FP2AR/100	120	110	12	5	100	2,40
FP2AR/120	163	150	12	5	120	2,80
FP2AR/150	184	165	20	5	150	2,95
FP2AR/180	223	210	20	5	180	3,70
FP2AR/240	270	250	20	8	240	6,85
FP2AR/300	340	320	20	8	300	9,05

Indicative values subject to change.

NEW ARTICULATED POLYURETHANE SLEEVE

LE + OF THE RANGE :

For optimum sling flexibility.

Ref : FP8



We have several raw material suppliers, characteristics are given for information purpose only.



POLYSPRAY – PROJECTED POLYURETHANE

When protection rhymes with flexibility !



CHARACTERISTICS

Spraying of a translucent polyurethane layer with a thickness varying from a few tenths of a mm to 1 mm on our products.

It can be applied on one or both sides, on made-up webbing or on fabric in rolls (50 m maximum).

THE + OF THE RANGE :

- Applied directly to the webbing fabric, it guarantees excellent penetration of the elastomer into the fabric.
- Low thickness (0.5 to 1 mm).
- The textile retains most of its flexibility and lightness.
- The color and any markings on the webbing remain visible.
- Can protect against the aggression of certain chemicals (consult us).



Ref : PP1
1 side sleeve

Ref : PP2
2 sides sleeve

EXAMPLES OF POSSIBLE APPLICATIONS OF POLYURETHANE SPRAY



» For optimal protection of your loops, we can apply a textile reinforcement along their entire length. For more information, please contact us.



» Projection on round sling



» Projection on lashing webbing



» Projection on flat strap, all dimensions possible



POLYSAFE - COATING

Polyurethane coating casted directly onto textile or steel equipment.

Complies with European Directive 2006/42/EC



THE + OF THE RANGE :

- Excellent adhesion to smooth surfaces which prevents loads from slipping.
- Ideal protection when handling objects made of fragile materials (stainless steel tubes, etc...).

The polyurethane coating can be applied on one or both sides, on straps up to 300 mm wide. The coating can be applied to all types of belts with or without rings and over their entire length.

IMPORTANT : The coating is normally applied to the entire surface of the sling, excluding the eye. For all other coatings, please contact us.

Requires a project study.
Please contact us.



Ref : EP1 1 side coating

Ref : EP2 2 sides coating

Ref. EP1	Ref. EP2	Webbing width mm	Total width A mm	Polyurethane thickness D mm	1 side polyurethane weight kg/ml	2 sides polyurethane weight kg/ml
30	30	30	40	5	0,75	1,20
50	50	50	60	5	0,90	1,50
60	60	60	70	5	0,95	1,60
75	75	75	85	5	1	1,65
90	90	90	100	5	1,15	1,90
120	120	120	130	6	1,50	2,20
150	150	150	160	6	1,85	2,85
180	180	180	190	8	2,60	3,95
240	240	240	260	8	4,40	5
300	300	300	320	8	5,50	7,80

Physical properties : Shore A hardness: 80 ± 5 (DIN 53505) - Elongation coefficient: 500 % (DIN 53504) - Tear strength: 75 N/ mm (DIN 53515) - Abrasion: 55 mm³ (DIN 53516). Indicative values, subject to change

We have several raw material suppliers, characteristics are given for information purpose only.



NEW

THE **+** PMS INDUSTRIE
a **PRODUCT**, a **MASS**, a **SOLUTION**



HONEYCOMB COATING



**FRENCH MANUFACTURER
GUARANTEE**

Whatever is your problem, we work together with you to provide the appropriate solution.

Problem: Difficulties in installing and turning over engine blocks for road tractors.

The solution: Design of a new type of coating with a specific imprint that responds to the problem of sliding loads.



THE **+** OF THE RANGE :

- Increased flexibility compared to a standard coating.
- Maximum adhesion.
- The configuration of the coating allows to reduce the surface in contact with the part.
- Protects the load.

This type of product requires a customized study of the project. Please contact us for more information.

FULL COATING



CONFIGURATION :

- 25 mm lifting webbing fully coated with PU.
- With cables trapped in the coating on the body of the strap

THE **+** OF THE RANGE :

- Complete protection of the sling: load bearing surface and eyes.
- Reinforced coating with cables to increase resistance.

COMBINATION OF MULTIPLE PROTECTIONS



CONFIGURATION :

- Lifting sling with a 10T WLL.
- With polyurethane coating centered on the load bearing surface.
- Complete protection of the ends with eyes sprayed reinforcement .

THE **+** OF THE RANGE :

- Made 100% suitable for use.
- Reduced wear and tear of the sling thanks to the combination of several protection methods.

POLYNAPPE

Solution for handling delicate products - Safety factor 5:1



Made to measure, on request.



Ref : POLYNAPPE

THE + OF THE RANGE :

- Flexibility and resistance

The Polynappe is made up of a sheet of 14 steel cable hawsers coated with polyurethane over the length of the sling. Manufactured from a single cable, each end is made up of a cabled loop, coated with polyurethane to protect the cable.


POLYNAPPE WITH POLYURETHANE SLEEVE

Special handling of heavy and sharp products - Manufacture from 2,5 to 11 tons

Safety factor 5:1

THE + OF THE RANGE :

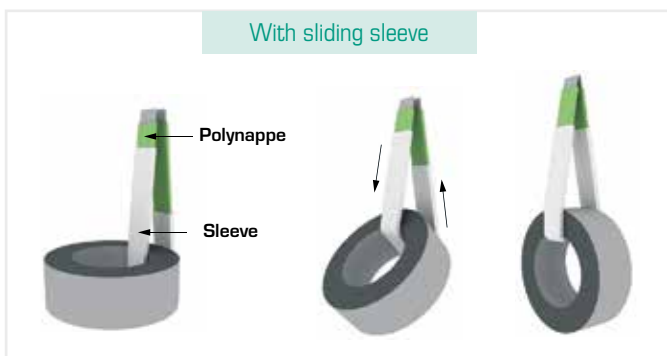
- The 2-sided sliding polyurethane sleeve enables the sling to slide and thus ensures perfect tensioning.
- Almost no tearing or damage.




Ref : POLYNAPPE/FP2



Made to measure



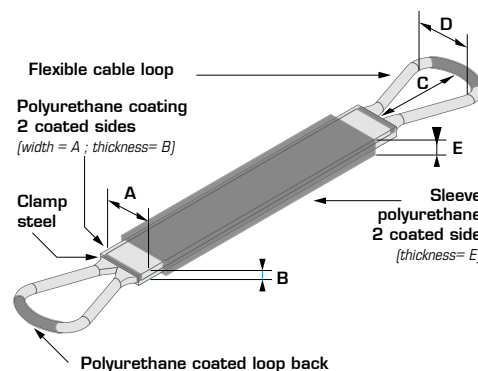
The POLYNAPPE sling is suitable for lifting coils (see diagram above).



In the case of lifting without a sliding polyurethane sleeve, the risk of tearing and damage is much greater (see tear zone, diagram above left).

Designation	WLL kg	Ø cable mm	Dimensions - mm (approximate values)					Weight kg/ml
			A	B	C	D	E	
01	2 500	4	66	14	190	90	22	2,40
02	4 000	5	80	15	230	110	25	3,25
03	6 000	6	94	16	240	115	28	4,10
04	7 000	7	108	17	290	140	31	5,10
05	9 000	8	122	18	340	165	34	6,30
06	11 000	9	136	19	390	190	37	7,40

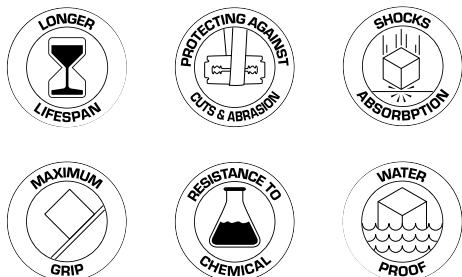
We have several raw material suppliers, characteristics are given for information purpose only.





POLY-CAL®

Advanced technology and original design - Safety factor 5:1



Poly-cal is a sling made from a single cable. Each end of the rope has a thimbled loop that protects the rope from premature wear. This loop also makes it easier to place on the hook. It is then covered with a high-quality polyurethane coating.

THE + OF THE RANGE :

- Resistant to sharp edges, punching, shearing and wide temperature variations.
- Dielectric (insulating).
- Extra flat and flexible.
- Slides easily under loads.
- Easy to handle.

State-of-the-art technology for particularly delicate handling tasks, for ever greater reliability and safety.

An original design: the POLY-CAL® sling is practically indestructible and protects your fragile parts during handling.


POLY-CAL® SAFETY MEANS :

- A safety factor tested on an approved test bench.
- No risk of pitting for users.
- No risk of breakage by laceration.
- Alternative use on both sides.
- Fully protects parts made of fragile materials. Does not damage parts during handling.

PROPERTIES OF POLYURETHANE ELASTOMER

Chemical characteristics

- Very good resistance to chemical agents,
- Also resistant to salt spray and aging (always remains transparent, allowing visual inspection of the cables),
- Temperature resistance from - 30 °C to + 70 °C.



Ref : POLY


Designation	WLL kg	Length m	Width mm	Dimensions - mm			Weight kg
				Thickness	A	B	
POLY 1T5 1.5M	1 500	1,5	50	15	122	70	2,7
POLY 1T5 2M	1 500	2	50	15	122	70	3,6
POLY 1T5 2.5M	1 500	2,5	50	15	122	70	4,5
POLY 1T5 3M	1 500	3	50	15	122	70	5,4
POLY 1T5 4M	1 500	4	50	15	122	70	7,2
POLY 1T5 4,5M	1 500	4,5	50	15	122	70	8,1
POLY 1T5 5M	1 500	5	50	15	122	70	9
POLY 1T5 6M	1 500	6	50	15	122	70	10,8
POLY 1T5 6.5M	1 500	6,5	50	15	122	70	11,7
POLY 1T5 7M	1 500	7	50	15	122	70	12,6
POLY 1T5 8M	1 500	8	50	15	122	70	14,4
POLY 1T5 8.5M	1 500	8,5	50	15	122	70	15,3
POLY 2T5 2M	2 500	2	60	20	160	72	5,6
POLY 2T5 2.5M	2 500	2,5	60	20	160	72	7,5
POLY 2T5 3M	2 500	3	60	20	160	72	8,9
POLY 2T5 4M	2 500	4	60	20	160	72	11,7
POLY 2T5 4.5M	2 500	4,5	60	20	160	72	13,1
POLY 2T5 5M	2 500	5	60	20	160	72	14,5
POLY 2T5 6M	2 500	6	60	20	160	72	17,3
POLY 2T5 6.5M	2 500	6,5	60	20	160	72	18,7
POLY 2T5 8M	2 500	8	60	20	160	72	22,9
POLY 5T 2.5M	5 000	2,5	100	20	160	72	12,5
POLY 5T 4M	5 000	4	100	20	160	72	20
POLY 5T 6M	5 000	6	100	20	160	72	30
POLY 5T 8M	5 000	8	100	20	160	72	40
POLY 10T 4M	10 000	4	130	25	195	90	36
POLY 10T 6M	10 000	6	130	25	195	90	54
POLY 10T 8M	10 000	8	130	25	195	90	72

Physical properties : Shore A hardness: 80 ± 5 (DIN 53505) - Breaking load: 30 MPa (DIN 53504) - Elongation coefficient: 500 % (DIN 53504) - Tear strength: 75 N/mm (DIN 53515) - Abrasion: 55 mm³ (DIN 53516) - Dielectric. Indicative values, subject to change. *Indicative values, subject to change.*

We have several raw material suppliers, characteristics are given for information purpose only.

EDGE PROTECTION CORNERS



THE OF THE RANGE :

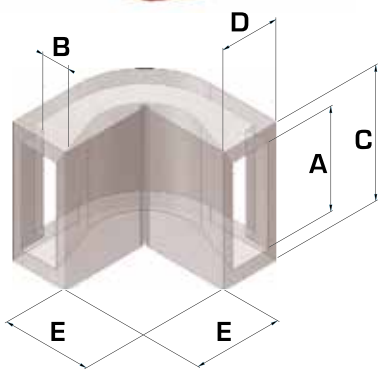
- Protection of textile lashing and lifting systems and lifting systems, chains, and cables.
- Balanced load weight distribution.

- Polyurethane edge protections secure lifting operations for loads with very sharp edges, such as strapping.
- Suitable for lifting with ropes (up to 40 mm diameter) or flat straps (from 65 mm width).
- Corners can be custom molded to fit a specific angle, contact us for a study.
- To be used in pairs.

STANDARD POLYURETHANE CORNERS :


Ref : CPUF

With spline



Ref : CPU

No spline makes it possible to increase the passage area.



IDEAL FOR FLAT AND LASHING WEBBINGS

Ref. with spline	Ref. without spline	Dimensions	A mm	B mm	C mm	D mm	E mm	Weight kg
CPUF 70	CPU 70	70	70	30	100	60	90	0,95
CPUF 90	CPU 90	90	95	30	125	60	90	1,15
CPUF 150	CPU 150	150	155	30	185	60	90	1,55
CPUF 245	CPU 245	245	250	30	280	60	90	2,20
CPUF 330	CPU 330	330	335	30	365	60	90	2,80

Indicative values, subject to change.

IDEAL FOR ROUND SLINGS AND CABLES

Ref : CPUC 50

Ref. with spline	Dimensions	A mm	B mm	C mm	D mm	E mm	Weight kg
CPUC 50	50	50	80	70	701	90	0,95

Indicative values, subject to change.

MAGNETIZED POLYURETHANE CORNERS :

THE ⊕ OF THE RANGE :

- Easy handling thanks to the magnets.
- Easier positioning on metal corners.

Ref : CPUA



Ref : CPUFA



Ref. with spline	Ref. without spline	Dimensions	Number of magnets	A mm	B mm	C mm	D mm	E mm	Weight kg
CPUFA 70	CPUA 70	70	2	70	30	100	60	90	1,15
CPUFA 90	CPUA 90	90	2	95	30	125	60	90	1,55
CPUFA 150	CPUA 150	150	4	155	30	185	60	90	1,95
CPUFA 245	CPUA 245	245	6	250	30	280	60	90	2,80
CPUFA 330	CPUA 330	330	6	335	30	365	60	90	3,50

The **CPUC** also exists in a version with magnets (ref **CPUCA**) *Indicative values, subject to change.*

NEW

FLEXIBLE POLYURETHANE CORNERS

The flexible wedge is designed to provide a wider range of uses to protect your equipment.

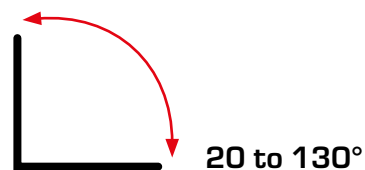

THE ⊕ OF THE RANGE :

- Adapts completely to the surface on which it is positioned thanks to the possibility to increase or reduce the opening of its angle.

Ref. with spline	Ref. without spline	Dimensions	A mm	B mm	C mm	D mm	E mm	Weight kg
CPUFX 70	CPUX 70	70	70	30	100	60	90	0,95
CPUFX 90	CPUX 90	90	95	30	125	60	90	1,15
CPUFX 150	CPUX 150	150	155	30	185	60	90	1,55
CPUFX 245	CPUX 245	245	250	30	280	60	90	2,20
CPUFX 330	CPUX 330	330	335	30	365	60	90	2,80

Indicative values, subject to change.

Ref : CPUFX



For maximum adaptability and comfort of use, choose the magnetic flexible corner. Manufactured to order, please contact us.

Ref : CPUFXA

With spline

Ref : CPUXA

Without spline

We have several raw material suppliers, characteristics are given for information purpose only.



POLYURETHANE PROTECTION KEEPER

THE ⊕ OF THE RANGE :

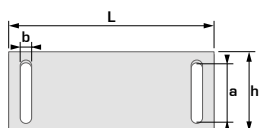


- Allows the strap to slide while avoiding contact and therefore damage to the object itself on the edge.
- Resistant to shearing.
- Protection of the material that you are carrying.

POLYSAFE belt loops are used whenever edges, objects to be handled or the belts themselves are to be protected. To guarantee good protection, the minimum thickness is 4 mm. The loops can be made in any desired size for lashing or lifting equipment.



Ref : DF



Designation	L - mm	h - mm	a - mm	b - mm	For lift webbing width - mm	For lash webbing of width - mm	For round sling ton
25	250	55	30	10	25	25	-
35	250	65	35	10	30	35	-
55	225	80	55	10	-	50	-
60	450	90	60	30	50	-	1 à 2
70	450	110	70	30	60	-	-
80	450	120	80	30	65/75	75	3
90	470	130	90	40	80	-	4
130	470	175	135	40	120	-	8
160	470	210	160	40	150	-	-

Indicative values, subject to change.

OPENING SYSTEM FOR LOAD TURNER

The opening system allows the webbing to be used as an endless sling

THE ⊕ OF THE RANGE :

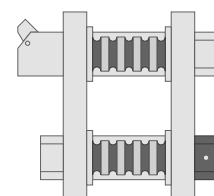
- Opening system designed to pass easily over the turner pulleys.
- Easy to install.

Can be used for other applications.

Ref : S0/

Designation	Webbing width mm	WLL ton
30	30	1
60	60	2
90	90	3
120	120	4
120/8T	120	8


Indicative values, subject to change.




POLYURETHANE PROTECTION AT THE HEART OF YOUR COMPANY

Special production

SOUND INSULATION



Protective mats on industrial machine.



Molded preformed metal plate providing sound protection against shocks. Protective carpet on industrial machine.

HANDLING EQUIPMENT PROTECTIONS



Ref : PFPU

Our manufacturing tooling allows us to adapt to all requests.



Ref : PVPU

Ideal protection against all shocks due to a forklift truck.

EXTENSION OF THE EQUIPMENT LIFESPAN



Coating on accessories.



Protection on chain.



Protection on cable.



Making a tensioner identical to the original.

We have several raw material suppliers, characteristics are given for information purpose only.



PROTECTION OF YOUR LOAD / MATERIALS / STAFF



Anti-slip mat for slippery environments.

Ref.: TPAD



Flat webbing sling coated with polyurethane blocks fabric-covered polyurethane blocks for aircraft handling for perfect protection of the fuselage.


CUSTOMISED PRODUCTION



Rings for making ALPU beaded cable slings.



POLYCAL - 30 centimeters.



Polyurethane coating on sheet metal for machine cushioning.

PROTECTION SLEEVES

In accordance with the European standards for lifting equipment (EN 1492-1 and EN 1492-2) and lashing equipment (EN 12195-2), it is mandatory to protect equipment when it comes into contact with sharp edges and corners.

We offer a wide range of protective sleeves, made to measure according to your needs: polyurethane, textile or PVC.



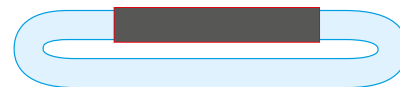
THE + OF THE RANGE : The sleeves slide over the equipment : limiting jolts. .

MISE EN PLACE DES FOURREAUX

Round sling - Sleeve on 2 legs



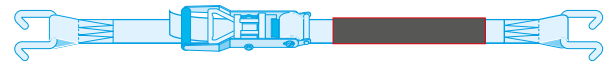
Round sling - Sleeve on 1 leg



Sleeve on flat webbing sling



Sleeve on lashing webbing



	Roundslings		Flat webbing	Lashing systems
	1 leg	2 legs		
PVC	X	X	X	X
PVC High performance	X	X	X	X
Textile sleeve	X	X	X	X
Webbing type	X	X	X	X
UHMWPE	X	X	X	X
Leather	X	X	X	X
Polyurethane	X	X	X	X
Reinforced Polyurethane	X	X	X	X

Non-exhaustive list, please consult us.

PVC AND HIGH PERFORMANCE PVC



See p.55

REMOVABLE SLEEVE

Specific manufacture with foam, please consult us.



POLYURETHANE SLEEVE



See p.76 - 77

OPTION :

Velcro fasteners to fit all types of to all types of slings.



We have several raw material suppliers, characteristics are given for information purpose only.



TEXTILE PROTECTIONS

GRIZZLY SLEEVE

With excellent resistance to abrasion, cuts and moisture, UHMWPE fiber is particularly used in the manufacture of high strength roundslings for heavy lifting in the offshore and onshore industries.

A choice of protective sleeves thickness pending on the type of load. See p.35.

Available in versions with or without Velcro.

Single sleeve, 1 leg or 2 legs sleeve



TEXTILE PROTECTION SLEEVES

- 100% polyester.
- Protects the sling or strap while maintaining flexibility and handling.

Available on 1 or 2 legs. With or without Velcro.



1 leg sleeve
Ref : FT1 [Length]



2 legs sleeve
Ref : FT2 [Length]

FLAT WEBBING SLEEVE

- 100% polyester.
- For thicker and more rigid protection on the sling.

Available in 1 or 2 legs. With or without Velcro.



Ref : FTPE

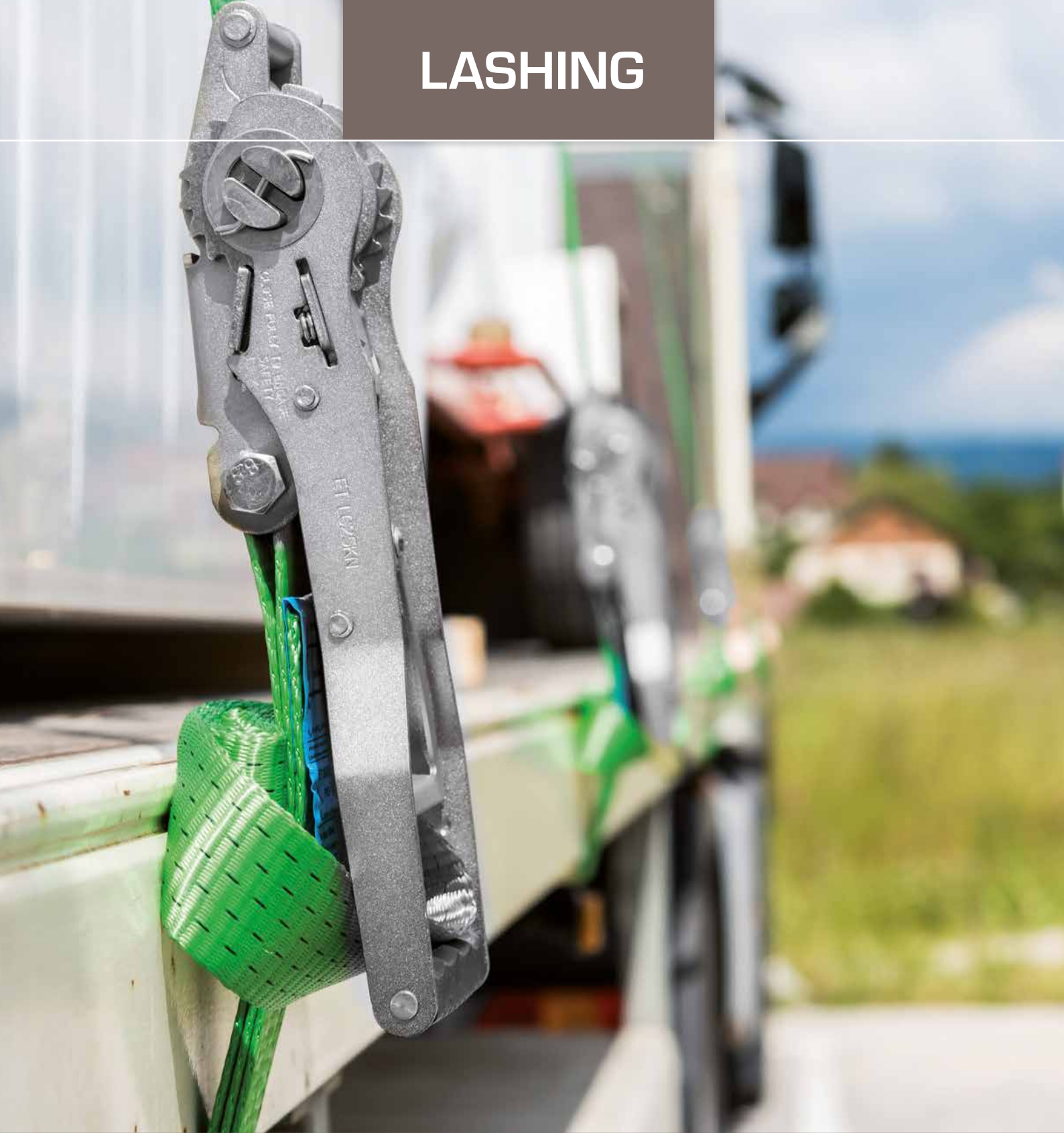
LEATHER SLEEVE

- Protects the sling while maintaining its flexibility.



Ref : FTCUIR [width] [length]

LASHING



Standards, technical information, lashing methods	p.90-96
New products	p.97
Your customised textile lashing system	p.98-99
Customisation solutions	p.100
Textile lashing systems	p.101 -110
Event, INOX and net lashing ranges	p.111 -113
Interior lashing (textile, rails and bars)	p.114 -116
Car and truck door lashing	p.117-118
Single-use lashing, strapping	p.118

Straps for tarpaulin	p.119
Chain lashing systems	p.120
Ratchets, loops, rings and hooks	p.121-125
Corners protectors and accessories	p.126-127
Sandows	p.128
The loads safety witness	p.129
Snowcramp XXL	p.130
Truck and off-road towing.....	p.132

Texts and photos are not contractual. Some data are subject to change without notice due to the evolution of standards.



STANDARD EN 12 195-2

The decision to comply with the requirements of EN 12 195-2 was made because it allows us to provide a lashing product with, among other things, the same user information and traceability as a lifting product.

Information about the product : a lashing system consists of a sewn strap and metal fittings. A lashing strap only refers to the strap itself and not to the sewn strap.

CHARACTERISTICS

- **LC :** Maximum Working Tension or Lashing Capacity : The maximum force in direct pull that a lashing system is capable of withstanding in use.
- **Coefficient of use :**
 - 2 for the complete system,
 - 2 for accessories,
 - 3 for the unsewn textile webbing.
- **Test :** All lashing components of the complete lashing system shall show no evidence of deformation affecting their operation at a lashing capacity (LC) of 1.25 LC and shall withstand a force with a working coefficient of at least 2 (two).
- **Elongation :** The textile webbing shall not elongate more than 7% when subjected to the lashing capacity (LC).

MARKING

On the product identification label:

- Lashing capacity LC ;
- Length in metres;
- Standard Hand Force SHF ;
- Standard Tension Force STF;
- Warning: «Do not use for lifting»;
- Material of the strap ;
- Name or symbol of manufacturer or supplier;
- Manufacturer's traceability code;
- EN 12195-2 standard reference;
- Manufacturing date;
- Elongation of the textile strap.

End pieces, tensioners, tension restraints and tension indicators shall be marked with :

- The name or symbol of the manufacturer or supplier,
- The LC value.

Each complete assembly or sub-assembly, if these parts are to be separated, shall be marked with the above information on a label.

Our PVC traceability labels have been tested and proven to be resistant to use in an environment where they come into contact with water, soap, grease, vinegar, hydraulic oil, acetone, ZEP 60 degreasing cleaner, Indrosil mould release agent or Silicone 800. For use in any other chemical environment: please contact us to agree on a suitable solution.

LABELS ON ALL LASHING PRODUCTS



- Check that the LC is suitable for the load to be stowed
- Do not use cut straps, damaged or knotted
- Protect the straps from sharp edges
- Temperature of use - 40 °C to +100 °C
- Do not stow at an angle
- Standard reference

REMINDER

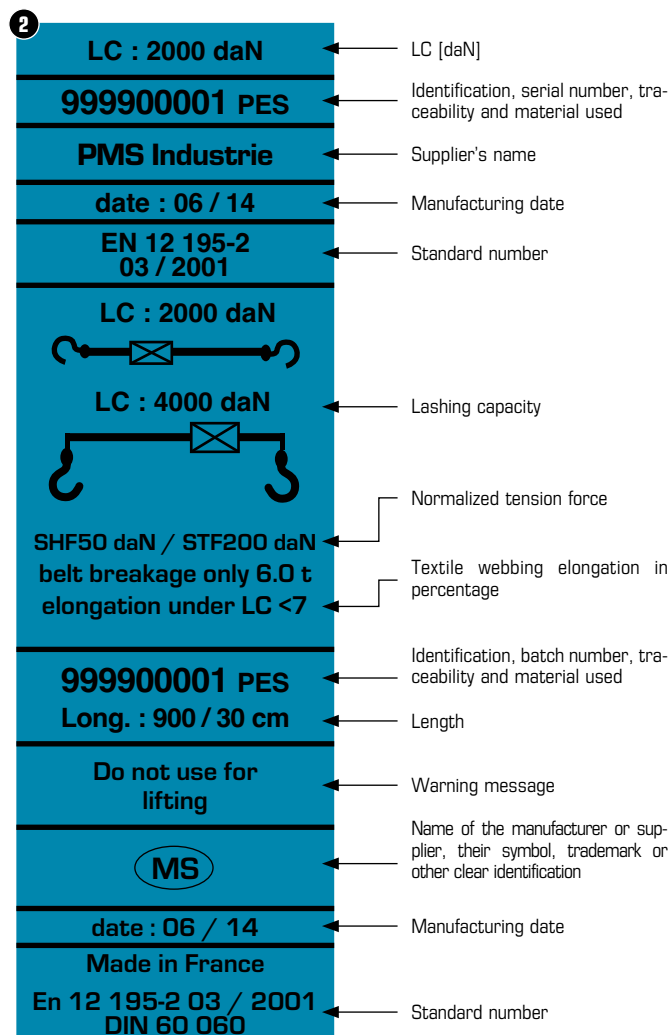
SHF : standardised hand force

This is the maximum manual action force applicable by the operator on the handle of the tensioner. Standard EN 12 195-2 specifies this value at 50 daN. Do not use mechanical aids such as levers, bars, etc., to tension the system.

STF = standardised tensioning force

This is the residual force that remains in the strap after the ratchet handle has been released. The EN 12 195-2 standard specifies this value between 10% and 50% of the LC.

STF and SHF: for more information see friction lashing p.95



Colour of the label :

- Blue for polyester webbing.
- Green for polyamide webbing.
- Brown for polypropylene webbing.

Label designs registered, reproduction prohibited.

WHAT ARE THE MAIN MAXIMUM LOAD CAPACITIES (LC) FOR WHICH SYSTEMS?


Direct tension - daN 	Webbing width mm	System LC daN	Double tension 	Breaking strength of the webbing only - daN	Length standard - m
LC 5 000	75	5 000	10 000	15 000	9,10
LC 3 500	75	3 500	7 000	11 000	9,10
LC 2 500	50	2 500	5 000	7 500	8, 9, 10
LC 2 000	50	2 000	4 000	6 000	8, 9, 10
LC 800	45	800	1500	3 000	4, 5, 6
LC 1 000	35	1 000	2 000	3 200	6, 7
LC 400	25	400	800	1 200	4, 5, 6

RECOMMENDATIONS FOR USE (EN 12 195-2)

The lashings must be used in accordance with the operating **lashing devices** with the system.

- Lashings systems **should not be used to sling loads**.
- The forces applied to them must **not exceed the Maximum Working Load (LC)** stated on the labels and on the parts.
- Adaptations of the end pieces to the attachment points shall be in accordance with the manufacturer's specifications. In particular, the manufacturer's instructions must specify for lashings intended to be fixed to the vehicle (for example: lashing rails for interior lashings):
 - **the maximum spacing** of the vehicle fixing elements of these lashings,
 - **the maximum pulling and shearing forces** to which these elements may be subjected.

- The lashings must not be overloaded when tensioned: only the **maximum hand force (SHF) of 50 daN** (1 daN = 1 kg) should be applied. The use of any **mechanical part or support** (such as levers, bars...) not provided by the manufacturer to **operate the ratchet**, in particular to increase the tension of the straps, is prohibited.
- Lashing systems must be stored **in cool, dry places**. They must be protected from sunlight and any risk of mechanical damage.



USER AND CONTROLLER TRAINING

Your safety depends on the correct use of our equipment. We offer you and your employees training in the control and use of the equipment in this catalogue, in compliance with the standards and applicable laws. Do not hesitate to contact us (see p. 16 & 17).



INSTRUCTIONS FOR USE OF LASHING SYSTEM

- Lashing systems should be selected and used taking into account:
 - The required **lashing capacity**,
 - **Mode of use**,
 - The **transport**,
 - The **nature of the cargo** to be secured (weight, shape, size).
- Count the number of lashing systems according to EN 12195-1. The minimum lashing consists of:
 - **One pair of lashings** for frictional lashing,
 - **Two pairs of lashings** for direct lashing.
- For more information on lashing methods, see p.94
- Only lashings intended for frictional lashing with the STF value specified on the label may be **used for this mode of lashing**.
- The lashings chosen should be both strong enough and of appropriate length for the mode of use.
- Only lashings intended for frictional lashing with **the STF value** specified on the label may be used for this mode of lashing.
- Only clearly **marked and labelled** lashings may be used.
- The lashing system should be **protected against friction, abrasion and damage** from sharp-edged loads by using protective sleeves and/or corner guards.
- Remove the lifting equipment before securing the load.
- Bear in mind that parts of loads may be unloaded during long-distance transport.
- **Different lashing systems** (for example : chain and web lashing) **should not be used** to secure the same cargo because their behaviour and elasticity change when under tension.
- When using wide hooks, ensure that the bearing surface is the full width of the hook.
- When releasing the cargo it must be ensured that the **stability** of the cargo is independent of the lashing and that the release of the lashing must not cause the cargo to fall out of the vehicle, thus endangering the personnel involved.
- For other transports, if necessary, attach the lifting equipment to the load before releasing the turnbuckle, to avoid accidental falls.
- Before unloading, the moorings must be released to allow free unloading.
- When loading and unloading, care should be taken to avoid the proximity of any **overhead power lines**.
- Lashing systems conforming to EN 12195 are used in the following **temperature ranges**:
 - 40 °C to + 80 °C for polypropylene,
 - 40 °C to + 100 °C for polyester and polyamide.
- These temperatures may vary in a **chemical environment**. In this case, the manufacturer or supplier should be consulted.
- A change in the ambient temperature during transport may affect the force exerted on the securing system.
- **Check the tension** force after entering hot areas.
- The materials of the lashing systems have a selective resistance to chemical attack.
- **Seek advice from the manufacturer** or supplier if exposure to chemicals is likely. It should be noted that the effects of chemicals may increase with temperature. The chemical resistance of chemical textiles is summarised below:
 - Polyamides are virtually insensitive to the effects of alkalis. Polyamides are virtually immune to the effects of alkalis, but are not resistant to attack by mineral acids;
 - Polyester is resistant to mineral acids but not to alkali attack
 - Polypropylene is slightly affected by acids and alkalis; it is suitable for applications requiring high chemical resistance (other than some organic solvents)
 - Harmless acid or alkali solutions may become sufficiently concentrated by evaporation to damage the material. Remove contaminated docking systems in one go, immerse them completely in cold water, and allow them to air dry.
- Ensure that the lashing is **not damaged** by the **sharp edges** of the cargo for which it is used.
- Lashings and any other fasteners or coupling accessories should be **checked regularly and frequently**, in addition to the initial thorough examination by a competent person: if in doubt, do not use them again. A visual inspection is recommended after each use.
- Lashing systems should never be used in **knots**.
- **Avoid damage to labels** by keeping them away from sharp edges of the load, and if possible from the load itself.

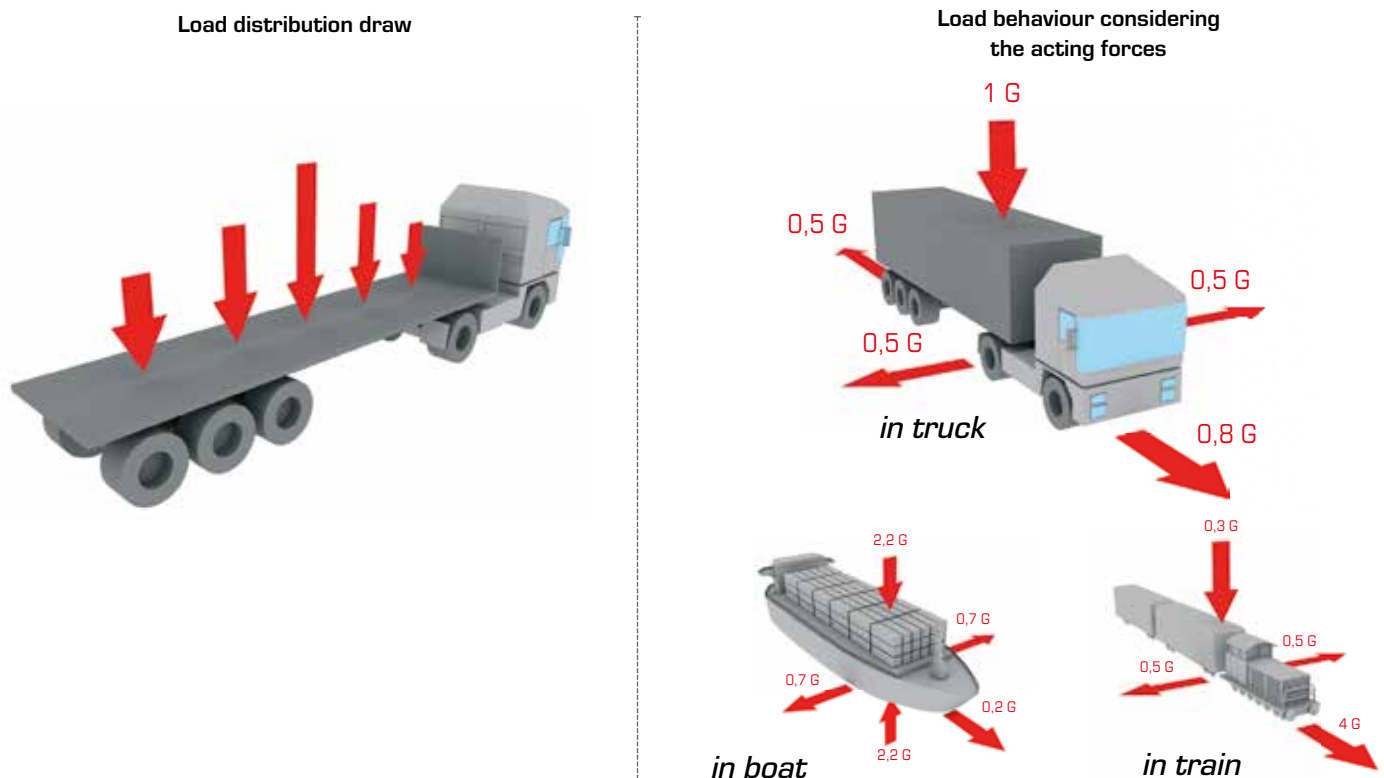
MAINTENANCE, REPAIR, REFORM

- Lashings should be reconditioned or **returned to the manufacturer** for repair if they show signs of damage.
- The following are considered to be signs of damage
 - For straps (to be reformed) : **tears, cuts, nicks, breaks in load-bearing fibres and retaining seams**; deformation by exposure to heat; loss of strap **identification**.
 - For the end pieces and the tensioner: deformations, cracks, pronounced wear marks, traces of **corrosion**.
- Repairs may only be carried out under the **responsibility of the manufacturer**. Only lashings with their identification label may be repaired. After repair the manufacturer must ensure that the original performance of the lashing is maintained.
- In case of accidental contact with **chemicals**, a lashing may only be put back into service after **consultation with the manufacturer**.

CALCULATION OF FORCES OCCURRING DURING TRANSPORT

- The following values are generally accepted:
 - For starting, **accelerating, braking downhill**: the load must be secured with a force at least equal to **50% of its dead weight**;
 - For **braking**: the load should be stowed with a force at least **equal to its dead weight**;
 - For turning: the load should be secured with a force at least equal to **50% of its dead weight** (centrifugal forces are increased in tight turns and at high speeds).
- You must use an **appropriate vehicle** for each load and **adapt your speed** to the road and traffic conditions, **respecting the permitted load** and the **technical characteristics** of the vehicle.

Basic rules of lashing



THE DIFFERENT LASHING METHODS

The purpose of securing is to prevent the cargo from sliding or tipping over in any direction when exposed to forces during transport. To achieve this, the methods selected and presented in this article can be used separately or combined.

The securing of loads in goods transport is governed by regulations, standards and recommendations issued by various governmental actors, associations or social partners.

Their objective is to ensure that the load and the vehicle are not damaged during transport, but also that the load does not cause a road accident or harm the driver.

With the application on 20th May 2019 of the classification of transport companies according to their risk level via Directive 2014/47/EU, it is important to recall the different existing methods for securing loads.

LASHING BY BLOCKING OR WEDGING

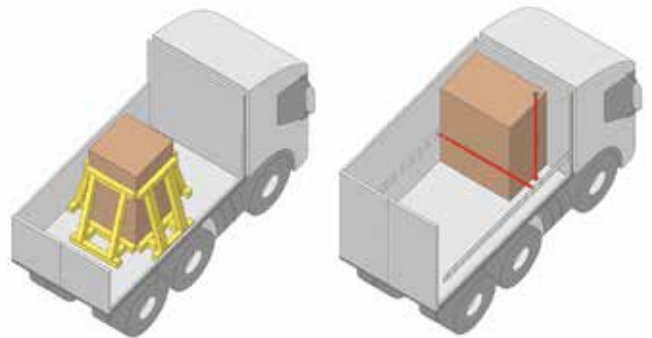
This method consists of positioning the load directly against the sidewalls, the walls of the vehicle or even chock systems to prevent it from moving. With this technique, the forces that are exerted on the load are transferred directly to the vehicle through chocks (bars, walls...).

LOCAL BLOCKING

Application: with sufficiently rigid load.

Principle: solid supports are erected around the load to prevent it from sliding. The load is positioned against the wall, a barrier, lashing bars, several posts, etc.

For a load that is sensitive to tipping over, it is important to block it locally with rigid supports in height, above its centre of gravity, such as a horizontal or vertical blocking bar.




TOTAL BLOCKING

Application: with a large number of loads filling the vehicle platform.

Principle: all gaps between the load and the vehicle wall are filled with pallets, air cushions, polyurethane boards...

Chocks made of rigid materials can also be used to prevent the load from shifting. The sum of the horizontal gaps should be a maximum of 15 cm.



Warning

In order to use this lashing technique the vehicle used must be certified according to EN 12642 L or EN 12642 XL to show that its walls are reinforced and strong enough to support this type of lashing.

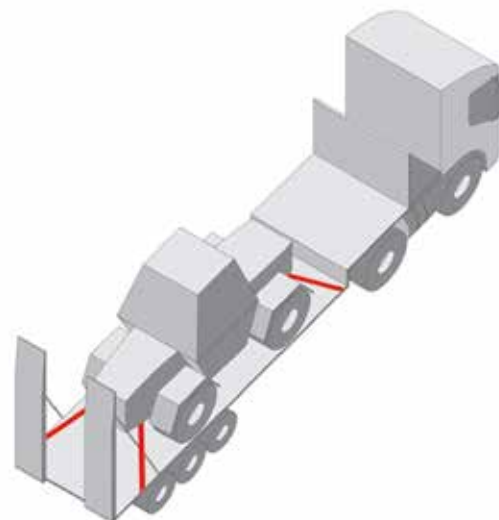
Even if there is no risk of slipping or tipping over, as a general rule it is recommended to use at least one top-over lashing per 4 tons of cargo or similar to avoid shifting of unsecured cargo due to vibrations.

DIRECT LASHING

Application: transport of machine or equipment.

Principle: secure the cargo by lashing it in all directions in which it could move or fall. Chains, ropes or straps are used, stretched between the cargo and anchorage points directly on the means of transport. The minimum lashing consists of 4 straps.

The capacity of the strap, indicated on the labels by the value «LC», is the decisive requirement for a good cargo securing by the direct lashing method. This is because the equipment used must be strong enough to prevent the cargo from moving, as its role is to transmit the forces exerted on the cargo directly to the platform.



The calculation to determine the number of lashing systems needed should be done according to EN12195-1 (a standard that presents the calculation rules according to different lashing methods).

FRICTIONAL LASHING OR TOP-OVER LASHING

Application: rubbing, overlapping or covering lashing is particularly used for the transport of large, bulky and compact loads: forestry transports, concrete blocks, etc.

Principle: the purpose of this lashing method is to keep the cargo flat on the transport platform by increasing the frictional forces between the platform and the cargo.



Warning The minimum lashing with this method consists of 2 complete systems.

To help increase the coefficient of friction between the cargo and its support, the use of anti-slip mats is a very effective method. Indeed, the use of this device can reduce the number of lashing systems needed to secure a cargo.

Find out more about our mats, see p.127.



When calculating the number of lashings required, the standardised tension force (STF) of the strap should be considered, not the LC of the strap. The STF is the residual force applied to the cargo to keep it immobile after releasing the tensioner handle. This data corresponds to at least 10% of the lashing capacity of the strap for a manual effort on the tensioner of 50 daN (SHF). The STF of a lashing system is indicated on the product traceability label.

Good to know:

SHF (Standard Hand Force): 50 daN for all lashing systems. It represents the maximum force exerted by a human being on the handle to tension the lashing system.

It is strictly forbidden to use a bar or any other element external to the lashing to make a lever arm and apply a force greater than the one foreseen by the standard.

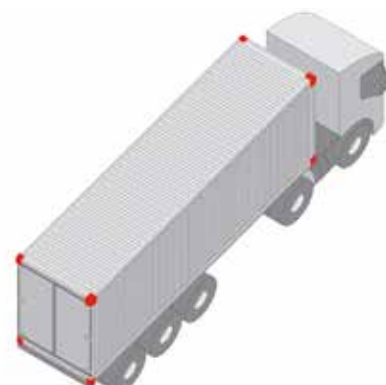


LOCKING LASHING

More rarely, locking is a very effective method of retaining the load. It can be used when the vehicle and load have a specific shape that is designed to fit together and prevent relative movement. Locking must be used in accordance with the manufacturer's specifications.

Examples of locks:

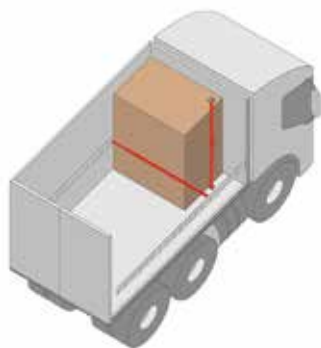
- ISO containers that have twist locks to lock onto the trailer.
- Steel racks for transporting pressurised gas cylinders with steel feet that fit into the platform holes.



THE DETERMINING CRITERIA FOR EACH LASHING METHOD

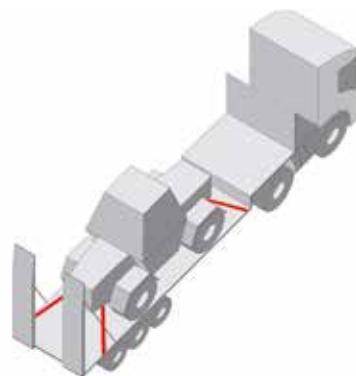
BLOCKING

The walls of the vehicle and any accessories are used to secure the loads.



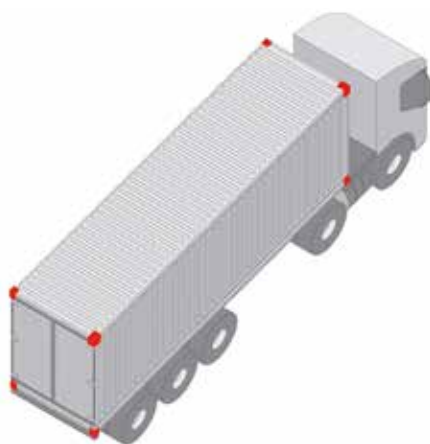
DIRECT

Choose your lashing systems according to their LC



LOCKING

This method of securing is dictated by the nature of the cargo and the configuration of the locking point on the trailer. The manufacturer's recommendation should be followed.

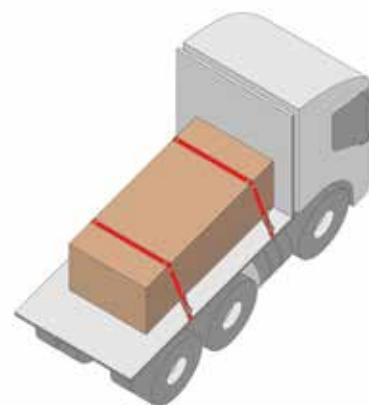


FRICITION / RECOVERING

Choose your lashing systems according to their STF.

The higher the STF the fewer lashings are needed to achieve the same capacity in frictional lashing.

The higher the friction between the cargo and its support, the fewer lashings are needed to achieve the same capacity in frictional lashing.



TIPS AND PRACTICAL DETAILS

- All units of a load must be restrained;
- The different lashing methods can be combined (excluding latching);
- Lashing systems should be protected from sharp edges, friction and abrasion in accordance with EN 12195-2.
- When lashing a cargo directly or by friction it is not allowed to mix the type of lashing systems used (e.g. lashing chain and lashing strap on the same cargo).



New products




◀ **P.102 | POWERTRUCK**

SELF RETRACTABLE LASHING SYSTEMS | P.108 ▶



◀ **P.111 | EVENT RANGE**

LASHING NETS | P.113 ▶



◀ **P.114 | TECHNITRUCK INTERIOR LASHING**

ONE-WAY POLYESTER STRAPPING | P.118 ▶



◀ **P.129 | THE LOADS SAFETY WITNESS**

SNOW CRAMP XXL | P.130 ▶



We have several raw material suppliers, characteristics are given for information purpose only.



YOUR TAILOR-MADE TEXTILE LASHING SYSTEM



Compose your own customised lashing system: choose the colour, width, length, marking, ends, etc...



1 TYPE OF TIGHTENING

Select the reference of your ratchet

Width	75 mm		50 mm			45 mm	35 mm		25 mm	
LC daN	5 000	3 500	2 500	2 000	1 500	800	1 000	400		
LC daN	10 000	7 000	5 000	4 000	3 000	1 600	2 000	800		
Steel ratchet	975 9675 VO	975 9675 VO	811 PPA 2.50 811 PP/VO	811 PPA 811 PP NOIR	811 PP IN 914 811 PPA 1.60 <small>△ LC 1600 daN</small>	916	917 908 917 IN <small>△ LC 1500 daN</small> 917 NO	909 906 906 IN		
Ergonomic ratchet			811 EG	811 ER G						
Ergonomic ratchet with multiplied tensioning			811 ALL 2.5	811 ALL						
Progressive release ratchet	975 DP	975 DP	811 DP 2.50 Tenso +	811 DP Tenso						
Tensioning strap buckle							804 <small>△ LC 800 daN</small>	803 <small>△ LC 250 daN</small>		
Lever ratchet tensioner						FA 912				

2 CHOICE OF LASHING WEBBING

Width	75 mm		50 mm			47 mm	45 mm		35 mm	25 mm	
Breaking	15 T	11 T	7,5 T	6 T	4,8 T	2,2 T	5 T	3 T	3,2 T	1,2 T	1,1 T
Colours	VO :	J : B :	O : BL : VO : R :	O : BL : N : V : J : R :	O : BL :	N :	R :	V :	BL : N : J : R : O : B :	J : BL : O : R : V :	N :

For chain lashing [see p.120](#)

For car lashing systems [see p.117](#)



3 CHOICE OF ENDS

Width		75 mm	50 mm	45 mm	35 mm	25 mm
HOOKS	closed wire hooks	1067	1006 1006 IN 1007W	1005	1004 1004 IN	1002 1002 IN
	Open wire hooks	1069	1065		1066	
	Single finger		1014/50		101/35	
	Hook with safety lacht		1075			
	Flat hook with safety lacht		1209 1210	1204		1201
	Hook with eye and safety lacht				1017	1017
	Flat		1012 IN 1827 1012 B/PM			1013
	Flat for interior lashing		1026			
	Clevis for special lashing of cars and trucks		N50J		N35J	
	Closed U		1063			
Motobike					1202	

For all **hooks** see p.124


Width		50 mm	35 mm	25 mm
RINGS	Flat triangular for webbing	3018		
	Triangular welded round steel wire	1706 1705		3304
	Buckle for webbing		3310	

For all **rings** see p.123

Width		50 mm	35 mm	25 mm
BUCKLES	Flat steel ring for webbing	806		
	Steel for webbing	802		
	Buckle for webbing	907	804	805 801

For all **buckles** see p.123

4 DETERMINE YOUR LENGTH



Useful Length : • meters

Length short part : • meters

5 CHOICE OF OPTIONS

- **2 Polyurethane protection keeper** : ref. 2DF - see p.84
- **Polyurethane sleeve** : ref. FP2AR - see p.74-75
- **PVC sleeve** : ref. PVC or PVC/D (high performance) - see p.55
- **Polyurethane spray** :
ref. PP1 (1 side) or PP2 (2 sides) - see p.76
- **Polyurethane coating** : ref. EP1 (1 side) or EP2 (2 sides) - see p.77.
- **Marking of the webbing** : ref. M2 - see p.100



polyurethane protection keeper

For all
LASHING ACCESSORIES
[bars, mat...]

- see p.115 Telescopic bars
- see p.126 Corner protectors
- see p.127 Anti-slip mat

5 YOUR REFERENCE

<input type="text"/>	<input type="text"/>	<input type="text"/>	<input type="text"/>	<input type="text"/>	<input type="text"/>
Type of ratchet	Ends	Useful length	Length short part	Colour	Options

We have several raw material suppliers, characteristics are given for information purpose only.



SOLUTIONS TO CUSTOMISE YOUR WEBBINGS


THE FRENCH MANUFACTURER:

Stand out from the competition with complete customisation of your webbings, on demand.

- Heat-set colour with polyurethane treatment.
- 100% high tenacity polyester.
- Elongation under LC less than 7%.
- Anti-uv treated webbing.

COLOURS THAT MATCH YOUR IDENTITY

You can choose from a wide range of colours, in order to have docking systems that are consistent with your brand's or company's graphic charter and have an even more professional image.



BRANDING TO SUPPORT YOUR BRAND AWARENESS

On the strap and the traceability label

Be immediately identifiable on the road, which is an exceptional and free vector of visibility: spread the image of your company and your brand to professionals and the general public thanks to marking on your tie-down straps.



STANDARD TRACEABILITY LABEL



OPTIONS FOR THE TRACEABILITY LABEL

Protected label (with plastic film)



Stitched label



Stitched and protected label





LASHING SYSTEMS FOR EQUIPMENT CARRIERS

Polyester webbing width 75 mm - Compliant with the standard EN 12 195-2. Traceability - Gencod labelling

Standard product: Length 8 m / NATO green (15 T) or white (11 T) webbing



Available in 3 models :
Ref Standard : 975
Ref Progressive ratchet: 975 DP
Ref NATO Green ratchet: 975 VO

THE + OF THE RANGE:

- Safe opening: this ratchet tensioner can only be opened by voluntary action. No risk of unintentional opening.

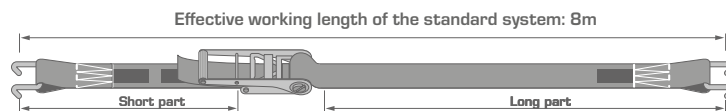


For easier release, insert the strap facing the turn-buckle and pull it out parallel to its end.



Please consult us :
Specific length in mm.
Marking of the webbing.
Identical or different ends.

2 PARTS CONFIGURATION, CHOOSE WHICH END



LC : 10 000 daN - 15 T*

STF : 500 daN (*breaking strength of the webbing only 15 t or 15 000 daN)



Ref : 975 5.00/1069

Weight / 8 m	6 270 g
Weight / m +	230 g

Internal reference : 77A22



Ref : 975 5.00/1067

Weight / 8 m	6 680 g
Weight / m +	230 g

Internal reference : 77A11

LC : 7 000 daN - 11 T*

STF : 350 daN (*breaking strength of the webbing only 11 t or 11 000 daN)



Ref : 975/1069

Weight / 8 m	6 070 g
Weight / m +	212 g

Internal reference : 7A22



Ref : 975/1067

Weight / 8 m	6 480 g
Weight / m +	212 g

Internal reference : 7A11



Ref : 975 5.00/25502

Weight / 8 m	7 850 g
Weight / m +	230 g

Internal reference : 77A33



Ref : 975 5.00/DELTA

Weight / 8 m	7 800 g
Weight / m +	230 g

Internal reference : 77A44



Ref : 975/25502

Weight / 8 m	7 650 g
Weight / m +	212 g

Internal reference : 7A33



Ref : 975/DELTA

Weight / 8 m	7 600 g
Weight / m +	212 g

Internal reference : 7A44



Ref : 975 5.00/DELTA+CRO

Weight / 8 m	9 450 g
Weight / m +	230 g

Internal reference : 77A55

1 PART



Ref : 975 5.00/1

Weight / 8 m	5 200 g
Weight / m +	230 g

Internal reference : 77A0



Ref : 975/DELTA+CRO

Weight / 8 m	9 250 g
Weight / m +	212 g

Internal reference : 7A55

1 PART



Ref : 975/1

Weight / 8 m	5 050 g
Weight / m +	212 g

Internal reference : 7A0

We have several raw material suppliers, characteristics are given for information purpose only.

NEW

POWERTRUCK LC: 5 000 daN - 7,5T* ERGO RATCHET WITH MULTIPLIED TENSIONING FORCE

Polyester webbing width 50 mm (*breaking strength of the webbing only 7,5t or 7500 daN)

Compliant with the standard EN 12 195-2. Traceability - Gencod labelling

THE ADVANTAGE OF 800 daN DOUBLE STF: ULTRA POWERFUL AND ECONOMIC TIGHTENING

Thanks to its 800 daN STF, divide your covering systems lashing systems by at least 2*

With **POWERTRUCK**, optimise your lashing process, the safety of the load, the operator and third parties.

STF = Residual strap tension, this is the force that holds the load in place.

Example*

Load, concrete block = 7000 kg

Wooden floor

Lashing angle $\beta = 60^\circ$ T

Coefficient of friction $\mu = 0,55$

*The number of lashings is given as a guide for this example. Always perform the calculation to determine the number of lashings needed for your lashing. We also remind you that the minimum number of lashings is 2 for overlapping lashing and 4 for direct lashing.



7 lashing systems required*
Standard (LC 2500 daN) - S_{TF} 350 daN

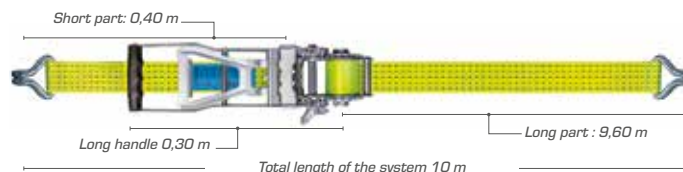


3 lashing systems required*
POWERTRUCK (LC 2500 daN)
 S_{TF} 800 daN



Ref : 6PT22 1000 40 JAX POWER

With closed wire hook



THE + OF THE RANGE:

INCREASED TENSIONING FORCE

- The gearing system composed of 3 cogwheels ensures a higher tensioning force for less manual effort.



TIME SAVER

- In frictional lashing, the POWERTRUCK® with its high STF allows fewer lashing systems to be used, while ensuring safe transport.

EASIER TIGHTENING

- A longer and wider handle for greater comfort of use and reduced operator effort.



ERGONOMIC REVERSE TENSIONER

- The reverse tensioning system relieves the user's back. This reduces the risk of musculoskeletal disorders

EASY HANDLING

- A spanner adjuster on the side of the tensioner makes it easy to wind and unwind the strap around the tensioner axis.



OPTIMAL TRACEABILITY

- The traceability label is sewn onto the strap with a part that is caught under the seam. This ensures that it is visible in all circumstances and protected against the risk of tearing and ripping.



PACKAGING

6 pieces per box.
Plastic film per unit.
Instructions supplied with each tensioner.



READ MORE:

DISCOVER OUR SITE
www.powertruck.fr

Roadside checks to verify lashing systems will increase. Directive 2014/47/EU of the European Parliament and of the Council of 3 April 2014, entered into force in May 2018.



ERGOTRUCK® LC: 5 000 daN-7,5T* WITH ERGO RATCHET LONG HANDLE

Polyester webbing width 50 mm - STF: 400 daN (*breaking strength of the webbing only 7,5 t or 7500 daN)

Compliant with the standard EN 12 195-2. Traceability - Gencod labelling


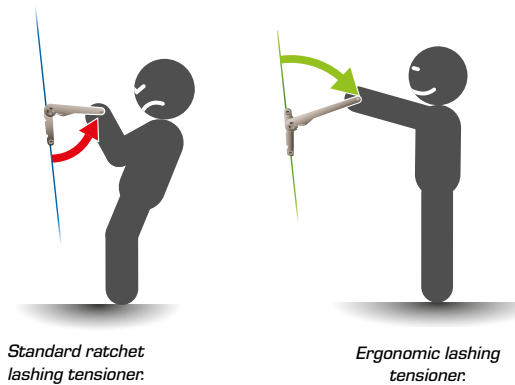
HANDLE +30%

Compared to a standard ratchet tensioner, the handle of the ERGOTRUCK tensioner is 30% longer.

OPERATING PRINCIPLE

What is the difference between a reverse tensioner and a traditional tensioner? With the traditional tensioner you have to lift the lever to tension the strap.

With the reverse tensioner, the teeth are turned over, so you only have to lower the lever to tension the strap.



THE + OF THE RANGE:

SAFETY

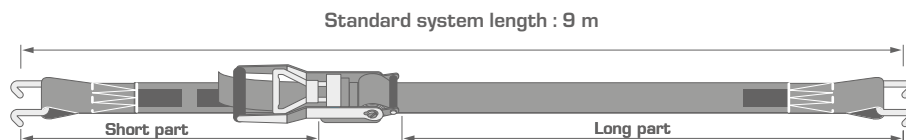
- Ideal for loads that need to be tightened.
- Increases tightening and facilitates installation.

COMPLIANCE

- The user is no longer tempted to use a lever to increase the force exerted on the tensioner, which is prohibited by EN 12195-2.

HEALTH

- The user's back is no longer subjected to high stresses, as he presses the lever with his body weight.
- Limits RSI (musculoskeletal disorders).



Ref : 6EG11

Weight / 9 m	3170 g
Weight / m +	130 g



Ref : 6EG22

Weight / 9 m	2850 g
Weight / m +	130 g




PACKAGING

8 pieces per box.
Plastic film per unit.



XXL handle = 30 cm,
ideal for increasing
the clamping force



We have several raw material suppliers, characteristics are given for information purpose only.

LASHING SYSTEM LC : 5 000 daN - 7,5 T* MULTIPLIED TENSIONING ERGO RATCHET

Polyester webbing width 50 mm- STF: 400 daN (*breaking strength of the webbing only 7,5 t or 7500 daN)

Compliant with the standard EN 12 195-2. Traceability - Gencod labelling

Standard product: length 9 m, orange webbing



Ref : 811 ALL 2.5 (internal : 6H)
Available in 6T - Ref : 811 ALL
(internal : 5H)

THE OF THE RANGE :

TENSIONING SYSTEM

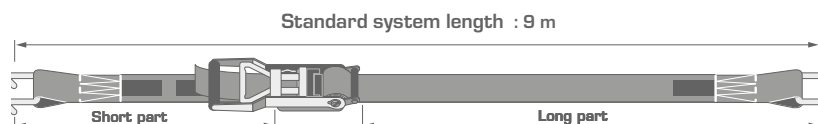
- Gear system that ensures a reduced of tension.
- Secure tightening with less effort.

HEALTH

- The user's back is no longer subjected to back is no longer subject to heavy strain, it presses on the lever by the weight of his body.
- Limits RSI (musculoskeletal disorders).



2 PARTS CONFIGURATION, CHOOSE WHICH END



Ref : 811 ALL 2.5/1065

Weight / 9 m	3 130 g
Weight / m +	130 g

Internal reference : 6H11



Ref : 811 ALL 2.5/1006

Weight / 9 m	3 195 g
Weight / m +	130 g

Internal reference : 6H22



Ref : 811 ALL 2.5/1014

Weight / 9 m	3 640 g
Weight / m +	130 g

Internal reference : 6H33



Please consult us :
Specific length in mm.
Marking of the webbing.
Identical or different ends.

Available colours :



1 PART



Ref : 811 ALL 2.50/1

Weight / 9 m	2 913 g
Weight / m +	130 g

Internal reference : 6H0

POLYURETHANE PROTECTION KEEPER POLYSAFE

See p.84



Ref : DF



Available in LC 4 000 daN (breaking of the webbing : 6 t)
Standard : 9m, blue webbing - Ref : 811 ALL - Internal : 5H.

Available in : **MAGMA** extreme resistance
up to 300°C. Consult us [see p.62]



TRUCK LASHING SYSTEM LC : 5 000 daN - 7,5T* PROGRESSIVE RELEASE RATCHET

Polyester webbing width 50 mm - STF: 400 daN (*breaking strength of the webbing only 7,5 t or 7500 daN)

Compliant with the standard EN 12 195-2. Traceability - Gencod labelling

Standard product: length 9 m, orange webbing

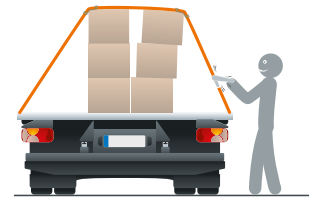


NEW DESIGN

THE OF THE RANGE:


- The notch-by-notch trigger secures the unloading and readjusts its stability.
- Gradually and safely releases the force retained in your lashing system.
- Allows you to keep control of an unbalanced unloading.
- The hook does not come off at once.

These turnbuckles are particularly useful for people who are in charge of securing loads on their own, their safety is guaranteed thanks to this system which prevents the load from tipping over.



2 PARTS CONFIGURATION, CHOOSE WHICH END

Standard system length : 9 m



Ref : 811 DP 2.50/1065

Weight / 9 m	2 710 g
Weight / m +	130 g

Internal reference : 6C11



Ref : 811 DP 2.50/1006

Weight / 9 m	2 775 g
Weight / m +	130 g

Internal reference : 6C22



Ref : 811 DP 2.50/1014

Weight / 9 m	3 215 g
Weight / m +	130 g

Internal reference : 6C33



Please consult us :
Specific length in mm.
Marking of the webbing.
Identical or different ends.

Available colours :



Ref : 811 DP 2.50/1075

Weight / 9 m	2 330 g
Weight / m +	130 g

Internal reference : 6C55



Ref : 811 DP 2.50/1210

Weight / 9 m	2 950 g
Weight / m +	130 g

Internal reference : 6C66



Ref : 811 DP 2.50/1209

Weight / 9 m	2 960 g
Weight / m +	130 g

Internal reference : 6C77



Ref : 811 DP 2.50/3018

Weight / 9 m	2 530 g
Weight / m +	130 g

Internal reference : 6C44



Ref : 811 DP 2.50/CAT2

Weight / 9 m	3 400 g
Weight / m +	130 g

Internal reference : 6C00 2

1 PART

Ref : 811 DP 2.50/1

Weight / 9 m	2 300 g
Weight / m +	130 g

Internal reference : 6C0



Available in LC  4 000 daN (breaking of the webbing 6 t).

Standard: 9m, blue webbing. Ref: 811 DP (Internal reference : 5C)

Available in : **MAGMA** extreme resistance
up to 300°C. Consult us (see p.62)

We have several raw material suppliers, characteristics are given for information purpose only.



TRUCK LASHING SYSTEM LC : 4 000 daN - 6T* REGULAR RATCHET

Polyester webbing width 50 mm - STF: 400 daN (*breaking strength of the webbing only 6 t or 6000 daN)

Compliant with the standard EN 12 195-2. Traceability - Gencod labelling

Standard product: length 9 m, blue webbing

ref : 811 PPA



Available in NATO green
ref : 811 PP VO
Please, consult us

THE OF THE RANGE:

- The tensioner consists of a toothed wheel and a handle with a pawl that allows the lashing strap to be tensioned by winding it around a pin.
- The handle must be lifted to cause the toothed wheel to rotate and the webbing to be wound up in order to tension the system.




Please consult us :
Specific length in mm.
Marking of the webbing.
Identical or different ends.

Available colours :



2 PARTS CONFIGURATION, CHOOSE WHICH END



• Ref : 811 PPA/1006

Weight / 9 m	2 545 g
Weight / m +	110 g

Internal reference : 5D22



• Ref : 811 PPA/1065

Weight / 9 m	2 480 g
Weight / m +	110 g

Internal reference : 5D11



Ref : 811 PPA/1014

Weight / 9 m	2 985 g
Weight / m +	110 g

Internal reference : 5D33



Ref : 811 PPA/1210

Weight / 9 m	2 714 g
Weight / m +	110 g

Internal reference : 5D66



Ref : 811 PPA/1209

Weight / 9 m	2 730 g
Weight / m +	110 g

Internal reference : 5D77



Ref : 811 PPA/CAT2

Weight / 9 m	2 100 g
Weight / m +	110 g

Internal reference : 5D00 2



Ref : 811 PPA/1075

Weight / 9 m	3 170 g
Weight / m +	110 g

Internal reference : 5D55



Ref : 811 PPA/3018

Weight / 9 m	2 300 g
Weight / m +	110 g

Internal reference : 5D44

1 PART



Ref : 811 PPA/1

Weight / 9 m	2 065 g
Weight / m +	110 g

Internal reference : 5D0



TENSO

The anchoring that keeps tight
1ST ANCHOR SYSTEM WITH AUTOMATIC TENSION RECOVERY

Strap width 50 mm - STF: 400 daN. Compliant with the standard EN 12 195-2

PMS Industrie has innovated and developed the **TENSO**, a patented anchoring system fitted with a tension accumulator. The **TENSO** compensates losses in tension due to transport conditions* (braking, bends in the road, vibrations caused by deteriorated road surfaces...) that can be the cause on traffic accidents.

Innovation rewarded...




*The **TENSO** does not dispense from one of the 7 rules of anchoring featuring in «Safety anchoring machinery on road vehicles» by the UNRS which states that after 50 kilometers or emergency braking it is recommended to check the anchoring and strap tension.



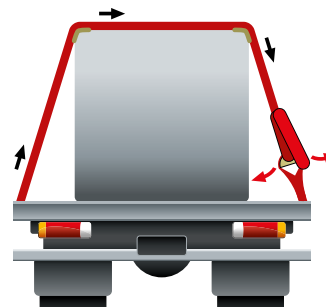
STANDARD SYSTEM

The driver has to stop to re-tighten the straps: time is wasted.



Subject to road conditions and the floating phenomenon the strap slackens: there is a risk of imbalance and the load being lost.

With **TENSO**, the webbing remains taut, the load is secured.



TENSO

"TENSO": effect: the tension accumulator returns to its original shape and keeps the strap tight.

Standard working length of the lashing system : 9 m

TENSO	LC	Breaking strength of the webbing only		Weight /9 m 2680 g	Ref. TENS01 90030R DF
	LC	2 000 daN	6 T		Weight /9 m 2740 g
TENSO+	LC	Breaking strength of the webbing only		Weight /9 m 2860 g	Ref. TENS0+1 90030R DF
	LC	2 500 daN	7,5 T		Weight /9 m 2920 g



READ MORE:

DISCOVER OUR VIDEO
www.powertruck.fr

We have several raw material suppliers, characteristics are given for information purpose only.

NEW

SELF RETRACTABLE LASHING SYSTEMS

THE + OF THE RANGE:

EASY TO FIT AND FAST

Tensioning of the strap notch by notch. Safe release step by step.




AUTOMATIC WINDING

Positioning the handle in disengagement to automatically wind the strap.

Time saving

With a simple press on the red button, the strap automatically retracts.



OPTIMISED STORAGE

- The short and long parts of the system are joined together, so that the system is available without having to search for the individual parts.
- Easy and neat storage.

Optimised storage, to save time at the next use.



LC: 1 500 daN - 2,25 T* - Webbing width 50 mm



Self retractable ratchet - STF: 180 daN

(*breaking strength of the webbing only 2,25 t or 2250 daN) - Compliant with the standard EN 12 195-2

• Ref. SYA-retrac-50-S-3M



750 daN / 1500 daN

Effective working length of the webbing 3 m

Plastic coated hooks to gently secure loads without scratching (motorbikes...). Single packaging.

• Ref. SYA-retrac-50-1006-3M



750 daN / 1500 daN

Effective working length of the webbing 3 m

Hooks for anchor rings or fascia. Single packaging.

• Ref. SYA-retrac-50-1826-3M25



750 daN / 1500 daN

Effective working length of the webbing 3,25 m

Hooks for hanging on universal lashing rail (ref. 3009). Single packaging.



LC: 600 daN - 0,9 T* - Webbing width 25 mm



Self retractable ratchet - STF: 120 daN

(*breaking strength of the webbing only 0,9 t or 900 daN) - Compliant with the standard EN 12 195-2

• Ref. SYA-retrac-25-1202-3M



300 daN / 600 daN

Effective working length of the webbing 3 m

Plastic coated hooks to gently secure loads without scratching (motorbikes...). 2 pieces packaging

• Ref. SYA-retrac-25-1002-3M



300 daN / 600 daN

Effective working length of the webbing 3 m

Hooks for anchor rings or fascia. Single packaging.

SAFETY

- Simplified installation: avoids installation errors due to the tensioner.
- The wide strap avoids the risk of knots or twisting.
- Progressive tightening and untightening system.
- The strap no longer drags on the ground or hangs, it is protected: safety and longevity.



Polyurethane protection keeper polysafe, on request.

PACKAGING

- Special packaging for shelves, in rigid plastic.





LASHING SYSTEMS FOR LIGHT COMMERCIAL VEHICLES AND SMALL BUSINESSES - LC : 2 000 daN - 3,2 T*

Polyester webbing width 35 mm - (*breaking strength of the webbing only 3,2t ou 3200 daN) - STF: 250 daN

Compliant with the standard EN 12 195-2. Traceability - Gencod labelling

Standard product: length 5 m, blue webbing



Please consult us : Specific length in mm. Marking of the webbing. Identical or different ends.

Available colours:

2 PARTS CONFIGURATION, CHOOSE WHICH END

Standard system length : 5 m



Ratchet 917



Ref : 917/1004

Weight / 5 m	1 050 g
Weight / m +	80 g

Internal reference : 3A11

Available in plastic box or bag



Ref : 917/1066

Weight / 5 m	945 g
Weight / m +	80 g

Internal reference : 3A22

Available in plastic bag



Ref : 917/1017

Weight / 5 m	1 020 g
Weight / m +	80 g

Internal reference : 3A33

1 PART



Ref : 917/1

Weight / 5 m	720 g
Weight / m +	80 g

Internal reference : 3A0

Available in plastic box or bag

Ratchet 908



Ref : 908/1004

Weight / 5 m	1 420 g
Weight / m +	80 g

Internal reference : 3B11



Ref : 908/1066

Weight / 5 m	1 315 g
Weight / m +	80 g

Internal reference : 3B22



Ref : 908/1017

Weight / 5 m	1 390 g
Weight / m +	80 g

Internal reference : 3B33

1 PART



Ref : 908/1

Weight / 5 m	1 090 g
Weight / m +	80 g

Internal reference : 3B0

Buckle 804

LC  800 daN - STF : 40 daN

Standard system length : 5 m



Ref : 804/1004

Weight / 5 m	760 g
Weight / m +	80 g

Internal reference : 3C11

1 PART



Ref : 804/1

Weight / 5 m	430 g
Weight / m +	80 g

Internal reference : 3C0

SHELVES FOR PACKAGINGS

THE OF THE RANGE :

- An enhanced product, ideal for encouraging the act of purchasing.
- Advice on use and immediate identification of the product.
- Better storage conditions.



PLASTIC BOX

917/1/5 B C00

917/1004/5/0.3 B C00



PLASTIC BAG

917/1/5 B CAV

917/1004/5/0.3 B CAV

917/1017/6/0.3 O CAV

We have several raw material suppliers, characteristics are given for information purpose only.

LEISURE AND TOURISM LASHING SYSTEM VL

LC : 800 daN - 1,2 T*

Polyester webbing width 25 mm - (*breaking strength of the webbing only 1,2 t ou 1200 daN) - STF: 40daN


Compliant with the standard EN 12 195-2. Traceability - Gencod labelling

Standard product :
length 5 m, blue webbing



Please consult us : Specific length in mm. Marking of the webbing. Identical or different ends.
Available colours :

2 PARTS CONFIGURATION, CHOOSE WHICH END



Ratchet 909



Ref : 909 WH/1002

Weight / 5 m	620 g
Weight / m +	25 g

Internal reference : 2D11



Ref : 909 WH/1017

Weight / 5 m	790 g
Weight / m +	25 g

Internal reference : 2D33

1 PART



Ref : 909 WH/1

Weight / 5 m	515 g
Weight / m +	25 g

Internal reference : 2D0



Standardised system, secure lashing.

Ratchet 906



Ref : 906/1002

Weight / 5 m	440 g
Weight / m +	25 g

Internal reference : 2B11



Ref : 906/1017

Weight / 5 m	610 g
Weight / m +	25 g

Internal reference : 2B33



Ref : 906/1202

Weight / 5 m	490 g
Weight / m +	25 g

Internal reference : 2B22

Motorbike special
LC: 250 daN (direct)
STF : 25 daN

Exists in nato green (ref : 906 VO)

Consult us

1 PART



Ref : 906/1

Weight / 5 m	335 g
Weight / m +	25 g

Internal reference : 2B0

Buckle 803

LC 250 daN - STF : 13 daN

Standard system length : 5 m




◀ The plastic-coated hooks prevent scratches.



Ref : 803/1017

Weight / 5 m	450 g
Weight / m +	25 g

Internal reference : 2A33



Ref : 803/1202

Spécial for motobikes

Weight / 5 m	330 g
Weight / m +	25 g

Internal reference : 2A22

1 PART



Ref : 803/1

Weight / 5 m	150 g
Weight / m +	25 g

Internal reference : 2A0

SHELVES FOR PAC- KAGING



2 x 803/1/5 B COQ

906/1/5 B COQ

906/1002/5/0.3 B COQ



2 x 803/1/5 B CAV

906/1002/5/0.3 B CAV

906/1/5 B CAV



NEW

EVENT RANGE

Compliant with the standard EN 12 195-2.

*Please consult us:
Specific length in mm.
Identical or different ends.*

BLACK LASHING SYSTEMS

THE + OF THE RANGE:

- Our show stowage systems are designed to secure your installations while maintaining the aesthetic integrity of your equipment.



Ratchet tensioners with secure opening, black ends and webbing = custom length.

50 mm, LC  : 4000 daN

Breaking strength of the webbing : 6T

35 mm, LC  : 2000 daN

Breaking strength of the webbing : 3,2T



Ref : 811 PPNoir/1006Noir

Internal reference: 5UTT

Ref : 811 PPNoir/1065Noir

Internal reference: 5USS

Ref : 917NO/1004NO

Internal reference: 3NQG

Ref : 917NO/1066NO

Internal reference: 3NUU

Made to measure: according to your needs we can manufacture long or short parts, with or without tensioners and ends.
Contact us to find out more.

SPECIAL TENT WEBBING, LC 3000 daN

Webbing width 50 mm - Length on request - Traceability - Gencod labelling

THE + OF THE RANGE:

- Secures the lashing: the tensioner removable handle prevents the strap from being removed deliberately or accidentally.



*Please consult us:
Specific length in mm.
Identical or different ends.*



Ref : 914H

Ref : 914/1007 W

Internal reference: 5KHO



Ref : 1007 W



Ref : 914

Ref : 914/1007 W 2

Internal reference: 5KHH



Ref : 1007 W



Ref : 914/1014

Internal reference: 5K30



Ref : 1014



We have several raw material suppliers, characteristics are given for information purpose only.

Special maritime range

STAINLESS STEEL LASHING SYSTEM

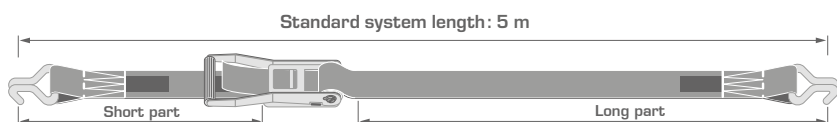
Webbing width 50, 35 and 25 mm

Compliant with the standard EN 12 195-2. Traceability - Gencod labelling

THE + OF THE RANGE:

- Stainless steel design to prevent system corrosion.

Please consult us:
Specific length in mm,
Marking of the strap.



Ref : 811 IN/1006 IN

Width	50 mm
Weight / 5 m	2 657 g
Weight / m +	110 g

Internal reference : 5GCC

1500 daN 3000 daN



Ref : 917 IN/1004 IN

Width	35 mm
Weight / 5 m	1 020 g
Weight / m +	85 g

Internal reference : 3EFF

750 daN 1500 daN



Ref : 906 IN/1002 IN

Width	25 mm
Weight / 5 m	414 g
Weight / m +	25 g

Internal reference : 2F88

400 daN 800 daN



LASHING SYSTEMS ESPADON SPECIAL MARITIME RANGE

STAINLESS STEEL DESIGN
ANTI-CORROSION
COMPLIANT WITH STANDARD
EN 12 195-2



STANDARD LENGTH :

Webbing 25 and 35 mm 5 m

Webbing 50 mm - 9m
For another dimensions, consult us

Width : 50 mm / Length : 9 m



Ref : 811 INOX/1006 INOX/9/0.3 E ESP

Weight 2 657g

Internal reference : 5GCC 900 30 EC ESP

1500 daN 3000 daN

Width : 35 mm / Length : 5 m



Ref : 917 INOX/1004 INOX/5/0.3 E ESP

Weight 1 040 g

Internal reference : 3EFF 500 30 EC ESP

750 daN 1500 daN

Width : 25 mm / Length : 5 m



Ref : 906 INOX/1002 INOX/5/0.3 E ESP

Weight 434 g

Internal reference : 2F88 500 30 EC ESP

400 daN 800 daN



Ref : 811 INOX/1/9 E ESP

Weight 2 000 g

Internal reference : 5GO 900 EC ESP

3000 daN



Ref : 917 INOX/1/5 E ESP

Weight 720 g

Internal reference : 3EO 500 EC ESP

1500 daN



Ref : 906 INOX/1/5 E ESP

Weight 330 g

Internal reference : 2FO 500 EC ESP

800 daN

**NEW**

LASHING NET

Made of 100% Polyester webbing

THE + OF THE RANGE:

- Ideal for securing multiple small volume loads.
- Ideal for trailers and interior lashing.



Depending on your vehicle and the elements you wish to secure, we study your project in order to provide you with the appropriate solution.

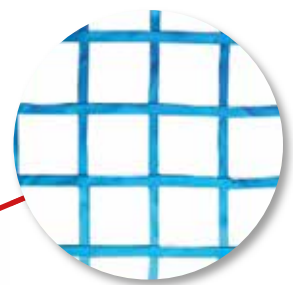
Ref : FIL**100% CUSTOM-MADE**

- Net surface and shapes.
- Number of loops.
- Width of bands: 25mm / 35 mm / 50 mm / 75 mm.
- Mesh size.

- Colour of the net.
- Breakage, strength of the system.
- Choice of ends: rings, loops or lashing hooks...
- Type of tightening.
- Choice of cam buckle or tensioner

OPTIONS:

- Net protections: polyurethane projection, sleeves, reinforcements... *See p.74*
- PU loops *See p.84*
- Addition of velcro *See p.88*



We have several raw material suppliers, characteristics are given for information purpose only.

INTERIOR LASHING SYSTEMS LC : 1600 daN - 3 T* TRUCKS AND COMMERCIAL VEHICLE

Polyester webbing width 45 mm - (* Breaking strength of the webbing only 3 t ou 3000 daN). Steel or lever ratchet
Compliant with the standard EN 12 195-2. Traceability - Gencod labelling

Standard system length : 3,5 m



Standard product:
3.5 m long, green webbing



Please consult us:
Specific length in mm
Marking of the strap
Available colours :



Ref : 912/1826

Weight / 3,5 m	730 g
Weight / m +	80 g

Internal reference : 4B11



Ref : 912/1005

Weight / 3,5 m	740 g
Weight / m +	80 g

Internal reference : 4B33

LC : 1500 daN



Ref : 916/1826

Weight / 3,5 m	940 g
Weight / m +	80 g

Internal reference : 4C11



Ref : 916/1005

Weight / 3,5 m	950 g
Weight / m +	80 g

Internal reference : 4C33

LC : 1500 daN



Ref : 916/1827

Weight / 3,5 m	900 g
Weight / m +	80 g

Internal reference : 4C44



Ref : FA/1826

Weight / 3,5 m	960 g
Weight / m +	80 g

Internal reference : 4A11



Ref : FA/1005

Weight / 3,5 m	970 g
Weight / m +	80 g

Internal reference : 4A33

LC : 1500 daN



Ref : FA/1827

Weight / 3,5 m	920 g
Weight / m +	80 g

Internal reference : 4A44

NEW

INTERIOR LASHING SYSTEMS IN BOXES **TECHNITRUCK®**

50 mm polyester webbing width (* strap breakage 3 t or 3000 daN) - Blue colour.

Complies with EN 12 195-2 standard. Traceability - Gencod labelling

Reference	Ends	Effective working length - m	Length short part - m	LC daN
○ 912/1826/3.5/1 B TTRUC <i>Internal reference: 4B11 350 100 BL TTRUC</i>	Flat hook	3,5	1	1600
○ 916/1005/3.5/1 B TTRUC <i>Internal reference: 4C33 350 100 BL TTRUC</i>	Hook tight fingers	3,5	1	1500
○ 916/1826/3.5/1 B TTRUC <i>Internal reference: 4C11 350 100 BL TTRUC</i>	Flat hook	3,5	1	1600
○ 916/1826/5/1 B TTRUC <i>Internal reference: 4C11 500 100 BL TTRUC</i>	Flat hook	5	1	1600
○ FA/1826/3.5/1 B TTRUC <i>Internal reference: 4A11 350 100 BL TTRUC</i>	Flat hook	3,5	1	1500

PACKAGING

20 pieces per box.
Plastic film per unit.





RAILS AND LASHING ENDS

• Ref : 1806

Length	3 m
Thickness	2 mm
Weight	5 000 g

Lashing rail used for telescopic bars and internal lashing systems with 1005 and 1827 hooks.



Ref : 1005



• Ref : 1827

• Ref : 3009

Length	3 m
Thickness	2 mm
Weight	6 400 g

Universal lashing rail, use with hooks 1826.



• Ref : 1826

Ref : PFR 1

End of rail protection for :
1806 (Ref. PFR1)
3009 (Ref. PFR2)



ROUND SHORING BAR

• Ref : 1811

Length	2,21 à 2,60 m
Weight	7 500 g

NEW

• Ref : 1811 ALU

Length	2,13 à 2,51 m
Weight	3 380 g



Adjustable system from 2.21 to 2.60 m for securing loads inside a truck equipped with suitable lashing rails.

KARGO KEEPER

• Ref : 1867WS-42

Weight	5 700 g
Diameter	42 mm

If there are no lashing rails, the spring-loaded tensioning mechanism allows locking between the walls. The standard length is suitable for compartments with an internal width of between 2.35m and 2.70m.




Fixing between the walls where there are no lashing rails for securing your loads vertically or horizontally.

SPLITTING HOOPS FOR KARGO KEEPER

• Ref : 1867HP-42

Length	1 760 mm
Hoop diameter	25 mm
Weight	4 100 g



We have several raw material suppliers, characteristics are given for information purpose only.



SHORING BEAM AND SOCKETS

Use this shoring beam to make additional loading platforms in a truck.

• Ref : 1839

Weight / m + 9 500 g



For compartments with an internal width of between 2.31 and 2.53 m.
Tube made of high quality aluminium.

Bracket

Ref : 1845

Can also be used in rails 3009 and 1806.



PARTING WALL LOCK WITH STEEL PLATE CHUCK



ADJUSTABLE VERSION

Ref : BSR 262

Length	2,40 à 2,70 m
Opening of the clamps	0 à 40 mm
Weight / m +	7 700 g

We recommend this bar for the following reasons c :

- the **bulky loads**,
- the increasing **number of roundabouts puts a strain** on your loads,
- Loading done **sideways** with a **potentially sparse load**,
- there are more and more security checks on how to secure your cargo.

THE ⊕ OF THE RANGE:

- Made of aluminium, the bar is lightweight, easy to install and durable.
- Fits completely against the load.
- Perfectly secures the entire load.
- Adjustable clamps to suit the thickness of the boards.
- Very attractive price.

The bar ends are available separately:
You can lock them to your boards in no time at all to adapt the length of the bar.

Ref : EBBS



Photos opposite: SHORE FOR TAULINER TRAILERS

LASHING SYSTEMS FOR CARS AND TRUCKS TIED DOWN ON FLATBED TRAILERS

Compliant with the standard EN 12 195-2. Traceability - Gencod labelling

THE OF THE RANGE:

- 10-fold increase in the contact area between the lashing and the tyre.

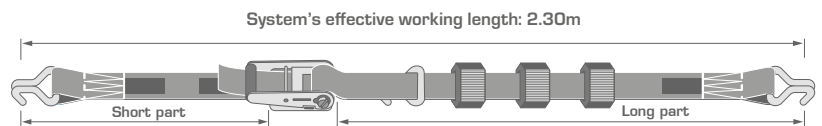
The most common skate on the market



Standard product: length. 2.30 and 2.50 m



Please consult us:
Specific length in mm, we can make the construction you want.



Polyester webbing width 50 mm

LC  : 4000 daN



Ref : PV50 2T 811 PPA/3 1006...M

Width	50 mm
Weight / 2,3 m	2 600 g
Weight / m +	110 g

Internal reference : 86C555...MER

LC  : 3000 daN



Ref : PV50 2T 910/3 J

Width	50 mm
Weight / 2,3 m	2 618 g
Weight / m +	110 g

Internal reference : 86A222

Polyester webbing width 35 mm

LC  : 2000 daN



Ref : PV35 1T 908/3 J

Width	35 mm
Weight / 2,3 m	1 973 g
Weight / m +	85 g

Internal reference : 83B222



Ref : PV50 2T 910/3 1006...M

Width	50 mm
Weight / 2,3 m	2 330 g
Weight / m +	110 g


Internal reference : 86A555



Ref : PV50 2T 910/2 1014/1J

Width	50 mm
Weight / 2,3 m	2 658 g
Weight / m +	110 g

Internal reference : 86A332



Ref : PV35 1T 908/2 1014/1J

Width	35 mm
Weight / 2,3 m	1 823 g
Weight / m +	85 g

Internal reference : 83B332

Available in LC  5 000 daN (breaking of the webbing : 7,5t) ref: PV50 2.5T (87C ou 87A)

We have several raw material suppliers, characteristics are given for information purpose only.


LASHING SYSTEM FOR MOTORCYCLE, QUAD, JET SKI

Compliant with the standard EN 12 195-2 - Orange colour

THE + OF THE RANGE:

- Securing the motorcycle handlebar with EASY FIX tightening handles: perfect stabilization and better compression of the handlebar.
- Velcro to hold the excess webbing.
- Adapts to several lashing modes depending on the type of vehicle.
- Vinyl coated hooks for fairing and chrome protection.

WITH AN EXCLUSIVE EASY FIX SYSTEM



Go-Racer

Ref : KIT GO RACER

25 mm width webbing
With strap buckle.
LC 350 daN

Go-Racer MAX

REF : KIT GO RACER MAX

35 mm width webbing
With strap buckle.
LC 800 daN

NEW

SINGLE-USE LASHING

POLYESTER STRAPPING

- 1 part system, certified configuration.
- Polyester webbing with painted steel split flat strapping hook.


Ref : 925/1/4B

Width	25 mm
Length	4 m
Weight	200 g

Internal reference : 2MD 400 BL



Length / colour of your choice, please consult us.



COMPOSITE STRAPPING :

- Composite strap sold in coils.
- Anti-corrosion treated strapping buckles, made of galvanised zinc.

13 MM SYSTEM

Width composite	13 mm	Buckles	Dimensions	13 mm
Coil length	1 100 m			
Breaking strength	300 kg			

16 MM SYSTEM

Width composite	16 mm	Buckles	Dimensions	16 mm
Coil length	600 m			
Breaking strength	550 kg			

RATCHET FOR ONE-WAY COMPOSITE STRAPPING

from 13 to 19 mm.

Ref : TENDFEU



ONE-WAY COMPOSITE STRAPPING

Ref : FEUIL13
13 mm

Ref : FEUIL16
16 mm



STRAPPING BUCKLE FOR STRAP

Ref : BC13
13 mm

Ref : BC16
16 mm





STRAPS FOR TARPAULIN


Webbing width : 47 mm - Standard length : 0,90 m

• Ref : 960 IN/1012 IN

Internal reference : 1A1 000



• Ref : 960 IN



• Ref : 960 IN/1063

Internal reference : 1A3 000



Ref : 1012 INOX/1 Lg

Internal reference : 101

Ref : 1063/1 Lg

Internal reference : 103

Part without ratchet



Ref : 1012 IN



• Ref : 1063



Ref : 2150

Fastening kit




Ref : 999 S/1012 IN

Internal reference : 1C1 000



• Ref : 999 S



Ref : 999 S/163 IN

Internal reference : 1C3 000



• Ref : 1012 IN



• Ref : 1063



We have several raw material suppliers, characteristics are given for information purpose only.

CHAIN LASHING SYSTEM

According to EN 12 195-3

Ref : ACTAC

RATCHET LOAD BINDER FOR CHAIN

Designation	LC (Load capacity)	min/max size of the chain mm	Load breaking kN	Tensioning distance mm	Dimensions in mm							Weight per piece kg
					A	B	C	E	F	G	H	
R8	40 kN	8	80,4	160	356	30,4	64	640	800	31,3	10,8	4,21
R10	63 kN	10	126	160	356	31	64	660	820	30	11,4	5,01
R13	100 kN	13	212	160	356	38,2	64	770	930	38,1	15,6	7,55
R16	160 kN	16	322	165	356	47	64	820	985	48	19,6	9,85



Ref : ACTAC/R8
RED ratchet
for chain Ø 8 mm



Ref : ACTAC/R10
YELLOW ratchet
for chain Ø 10 mm



Ref : ACTAC/R13
GREY ratchet
for chain Ø 13 mm



Ref : ACTAC/R16
BLACK ratchet
for chain Ø 16 mm



LASHING CHAIN

(grab hook + hook with safety latch)

Ref : CHTAC 01



Designation	For ACTAC	Length m	Weight kg	LC kN	Weight m+ kg
08	R8	3,5	5,76	40	1,4
10	R10	3,5	9,45	63	2,2
13	R13	3,5	16,8	100	3,8
16	R16	3,5	25,6	160	5,7

Another lengths, consult us.

LASHING CHAIN

(2 hooks with safety latch)

Ref : CHTAC 02



Designation	For ACTAC	Length m	Weight kg	LC kN	Weight m+ kg
08	R8	3,5	5,92	40	1,4
10	R10	3,5	9,6	63	2,2
13	R13	3,5	16,8	100	3,8
16	R16	3,5	26	160	5,7

Another lengths, consult us.

LASHING CHAIN

(2 grab hook)s

Ref : CHTAC 03



Designation	For ACTAC	Length m	Weight kg	LC kN	Weight m+ kg
08	R8	3,5	5,76	40	1,4
10	R10	3,5	9,3	63	2,2
13	R13	3,5	16,7	100	3,8
16	R16	3,5	25,2	160	5,7

Another lengths, consult us.



RATCHET


For webbing from 75 to 25 mm

Steel ratchet

• Ref : 975

Ref : 975 DP

• Ref : 975 VO (NATO green)



Width sangle (A)	75 mm
Breaking strength	10 000 daN/kg

• Ref : 811 ER G



Width sangle (A)	50 mm
Breaking strength	5 000 daN/kg

• Ref : 811 ALL



Width sangle (A)	50 mm
Breaking strength	5 000 daN/kg

• Ref : 916



Width sangle (A)	50 mm
Breaking strength	2 000 daN/kg

• Ref : 811 PPA

• Ref : 811 PP NO

• Ref : 811 PPA/VO



Webbing width (A)	50 mm
Breaking strength	5 000 daN/kg

• Ref : 910



Webbing width (A)	50 mm
Breaking strength	5 000 daN/kg

• Ref : 914 / Ref : 914 H



Width width (A)	50 mm
Breaking strength	4 000 daN/kg

• Ref : 811 DP



Width width (A)	50 mm
Breaking strength	5 000 daN/kg

• Ref : 908



Webbing width (A)	35 mm
Breaking strength	3 000 daN/kg

• Ref : 917

• Ref : 917 NO



Webbing width (A)	35 mm
Breaking strength	2 000 daN/kg

• Ref : 909 WH


• Ref : 909 WH NO



Webbing width (A)	25 mm
Breaking strength	1 500 daN/kg

• Ref : 906

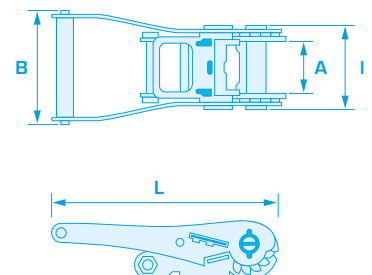
• Ref : 906 VO



Webbing width (A)	25 mm
Breaking strength	800 daN/kg

Reference	Total Length (L) mm	Total width (I) mm	Passage of the webbing (A) - mm	Lever width (B) mm	Weight g
975	325	138	75	104	3 160
ERGO PP	250	91	50	95	1 200
811 ALL	290	99	50	110,5	1 550
811 DP	235	91	50	97	1 130
811 PPA	235	92	50	95	1 100
910	165	92	50	74	935
914	147	90	50	57	700
916	133	80	50	79	530
908	150	77	35	55	700
917	132	66,5	35	67	430
909 WH	133	55	25	54	350
906	110	50	25	37	190

We have several raw material suppliers, characteristics are given for information purpose only.



RATCHET

For webbing from 75 to 25 mm

Stainless steel ratchet



• Ref : 811 IN

Webbing width (A)	50 mm
Breaking strength	3 000 daN/kg



• Ref : 917 IN

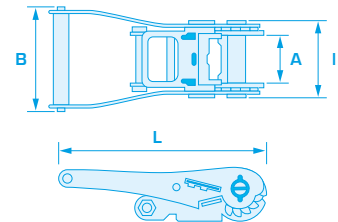
Webbing width (A)	35 mm
Breaking strength	2 000 daN/kg



• Ref : 906 IN

Webbing width (A)	25 mm
Breaking strength	800 daN/kg

Reference	Total Length (L) mm	Total width (I) mm	Lever width (B) mm	Weight g
811PP INOX	235	92	95	1 100
917 INOX	134	66	73	440
906 INOX	113	50	37	210



Lever ratchet



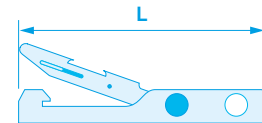
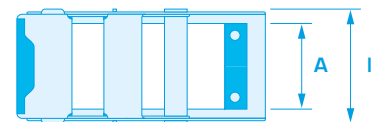
• Ref : FA

Webbing width (A)	45 mm
Breaking strength	1 500 daN/kg



• Ref : 912

Webbing width (A)	50 mm
Breaking strength	2 000 daN/kg



Reference	Total Length (L) mm	Lever width (B) mm	Weight g
FA	250	65	560
912	140	62	320

Important : Accessories must be stamped by the manufacturer with their LC.



BUCKLES

For webbing from 50 to 25 mm



• Ref : 806

Webbing width (A)	50 mm
Breaking strength	1 800 daN/kg



• Ref : 907

Webbing width (A)	50 mm
Breaking strength	1 000 daN/kg



• Ref : 802

Webbing width (A)	50 mm
Breaking strength	600 daN/kg



• Ref : 804

Webbing width (A)	35 mm
Breaking strength	800 daN/kg



• Ref : 605

Webbing width (A)	25 mm
Breaking strength	750 daN/kg



• Ref : 801

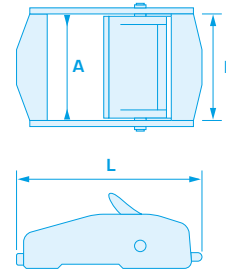
Webbing width (A)	25 mm
Breaking strength	600 daN/kg



• Ref : 803


Webbing width (A)	25 mm
Breaking strength	250 daN/kg

Reference	Total Length (L) mm	Total width (l) mm	Weight g
806	45	75	80
907	78	62	260
802	57	68	105
804	60	47	120
605	65	35	120
801	50	44	66
803	50	32	40



RINGS

For webbing from 50 to 25 mm



• Ref : 3018

Webbing width (A)	50 mm
Breaking strength	5 000 daN/kg



• Ref : 1706

Webbing width (A)	50 mm
Breaking strength	2 500 daN/kg



• Ref : 1705

Webbing width (A)	50 mm
Breaking strength	1 750 daN/kg



• Ref : 3310

Webbing width (A)	35 mm
Breaking strength	1 750 daN/kg



• Ref : 3304

Webbing width (A)	25 mm
Breaking strength	1 daN/kg

Reference	Total Length (L) mm	Total width (l) mm	Thickness mm	Weight g
3018	67	78	6	115
1706	61	65	6,5	72
1705	55	67	7	55
3310	80	60	7	60
3304	46	36	6,3	30

We have several raw material suppliers, characteristics are given for information purpose only.



HOOKS

For webbings from 75 to 25 mm

CLOSED WIRE HOOKS



Reference	Webbing width mm	Breaking daN/kg	Total length(L) mm	Total width (l) mm	Opening (o) mm	Thickness mm	Weight g
○ 1006	50	5 000	73	71	30/15	11	200
○ 1006 IN	50	3 000	86	72	30/15	11,5	261
○ 1067	75	10 000	135	109	32/15	17	825
○ 1007W	50	3 000	90	70	36/16	9	185
○ 1005	45	1 500	68	64	27/22	7	98
○ 1004	35	3 000	76	54	27/15	9,5	150
○ 1004 IN	35	1 500	76	54	27/15	9,5	150
○ 1002	25	1 500	55	38	27/18	7	60
○ 1002 IN	25	800	55	42	27/18	7	61

References 1002 NO, 1006 NO, 1004 NO are available in black. Please consult us.

OPEN WIRE HOOK



Reference	Webbing width mm	Breaking daN/kg	Total length(L) mm	Total width (l) mm	Opening (o) mm	Thickness mm	Weight g
○ 1069	75	10 000	90	112	29/15	17	590
○ 1065	50	5 000	62	75	23/15	11,5	210
○ 1066	35	2 500	54	57	17/10	9	100

References 1065 NO, 1066 NO, are available in black. Please consult us.

SINGLE WIRE HOOK



Reference	Webbing width mm	Breaking daN/kg	Total length(L) mm	Total width (l) mm	Opening (o) mm	Thickness mm	Weight g
○ 1014/50	50	5 000	128	79	33/18	15	405
○ 1014/35	35	2 000	116	63	23/15	12	225

SLING HOOK



Reference	Webbing width mm	Breaking daN/kg	Total length(L) mm	Total width (l) mm	Opening (o) mm	Thickness mm	Weight g
○ 1075	50	5 000	160	84	21	15	550

FLAT SLING HOOK



Reference	Webbing width mm	Breaking daN/kg	Total length(L) mm	Total width (l) mm	Opening (o) mm	Thickness mm	Weight g
○ 1209	50	4 500	157	74	24	6	310
○ 1210	50	4 500	155	71	26	6	325
○ 1204	45	2 500	111	62	21	4	150
○ 1201	25	1 500	95	40	13	4	100

SLING HOOK WITH EYE




Reference	Webbing width mm	Breaking daN/kg	Total length(L) mm	Total width (l) mm	Opening (o) mm	Thickness mm	Weight g
○ 1017	25/35	2 500	91,4	45	15	12	150



HOOKS

For webbings from 75 to 25 mm

FLAT HOOKS



Reference	Webbing width mm	Breaking daN/kg	Total length (L) mm	Total width (I) mm	Opening (o) mm	Thickness mm	Weight g
○ 1012 IN	50	3 000	51	65	28/15	3	165
○ 1827	50	1 600	42	64	-	-	76
○ 1012/B/PM	50	1 500	75	67	14	4	160
○ 1213	25	500	30	40	8	2,5	20

FLAT HOOKS FOR INTERIOR LASHING



Reference	Webbing width mm	Breaking daN/kg	Total length (L) mm	Total width (I) mm	Opening (o) mm	Thickness mm	Weight g
○ 1826	50	1 600	30	68	-	-	100

FLAT HOOKS FOR INTERIOR LASHING WITH INTEGRATED RING



Reference	Webbing width mm	Breaking daN/kg	Total length (L) mm	Total width (I) mm	Opening (o) mm	Thickness mm	Weight g
○ 1826-AR	50	1 800	79	90	-	-	140

CLEVIS HOOKS FOR SPECIAL LASHING OF CARS AND TRUCKS



Reference	Webbing width mm	Breaking daN/kg	Total length (L) mm	Total width (I) mm	Opening (o) mm	Thickness mm	Weight g
N 50 J	50	5 000	110	79	20	14,5	480
N 35 J	35	3 000	100	70	20	15	300

CLOSED U-HOOKS

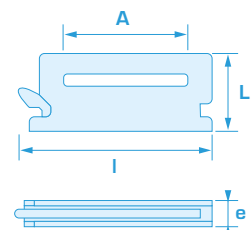
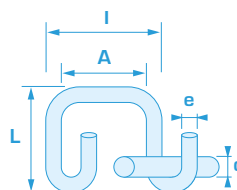
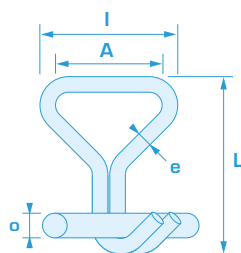
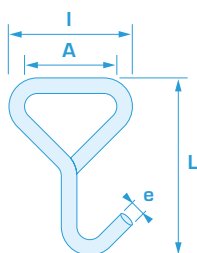


Reference	Webbing width mm	Breaking daN/kg	Total length (L) mm	Total width (I) mm	Opening (o) mm	Thickness mm	Weight g
○ 1063	50	1 350	40	72	18/10	10	145

MOTORBIKE HOOKS BLACK



Reference	Webbing width mm	Breaking daN/kg	Total length (L) mm	Total width (I) mm	Opening (o) mm	Thickness mm	Weight g
○ 1202	25	500	119	55	28	10	90



We have several raw material suppliers, characteristics are given for information purpose only.

CORNER PROTECTORS

Webbing protector

Ref : COLG/P 240 N

Weight	4 900 g
Length	2,40 m
Interior dimensions	180 x 140 mm
Thickness	5 mm
Material	PE
Colour	black

Ref : COLG 240 N

Weight	5 000 g
Length	2,40 m
Interior dimensions	220 x 190 mm
Thickness	5 mm
Material	PEHD roto-molding grade
Colours	black or red

COLG 240 N : black
COLG 240 R : red

COLG 240 R

Ref : COLPVC 240W

Weight	3000 g
Length	2,40 m
Interior dimensions	120 x 110 mm
Thickness	4 mm
Material	PVC
Colour	white



Length 1.20 m possible, please consult us.



EDGE PROTECTIONS

For webbing from 25 to 75 mm

Ref : EQ1

Weight	70 g
--------	------



NEW

Ref : EQ1-N

Weight	196 g
--------	-------



PVC SLEEVES



Ref : PVC/050

Webbing weight	50 mm
----------------	-------


General table P.55.

Ref : PVC/080

Webbing weight	75 mm
----------------	-------

POLYURETHANE PROTECTION KEEPER POLYSAFE

Ref : DF



Designation	Width L mm	Height h mm	a mm	b mm	For lifting webbing width mm	For lashing webbing width mm	For round slings ton
25	250	55	30	10	25	25	-
35	250	65	35	10	30	35	-
55	225	80	55	10	50	50	-
80	450	120	80	30	65/75	75	3

For more informations, see p. 84



CONTAINER LOCK

Ref : FDS



For heavy vehicles and containers. With set of keys

Designation

Weight

02

1 350 g

WEBBING RETRACTOR

Ref : EDS

- Time saving: the strap is rewound in a few seconds.
- Space saver: to help keeping the truck trailer neat.
- Easy to set up, the webbing retractor is supplied with its metal plate.

Magnetized designs available, contact us for more information. **Ref : EDS/A**



ANTI-SLIP MATS

REF : TAPIS ANTI-G

THE ⊕ OF THE RANGE:

- Simplified layout: the mat is simply placed on the ground.
- Reinforces the lashing security.
- Secure the load.
- Friction coefficient of 0.60

	Designation	Thickness mm	Width mm	Weight g
Rolls of 5 m	04	4	250	5 800
Rolls of 5 m	08	8	250	8 000



Limits sliding of the load on the ground

MANUAL WINCH

Opening from 50 up to 100 mm - For webbing, wire rope, rope...



Ref : 1880

Weight	1 600 g
Webbing width	50 mm



Ref : 1865/50

Weight	3 800 g
Webbing width	50 à 100 mm



We have several raw material suppliers, characteristics are given for information purpose only.

SANDOWS

Sandow reel with high density polyester cover. Treated for: UV, sea water, swimming pool, food, pesticides.

SANDOW REEL OF 100 M



References	Diameter mm	Weight g
10006	6	3 500
10007	7	3 800
10008	8	4 200
10009	9	4 950
10010	10	5 000
10012	12	5 400

Colours : white, blue, grey, black, red, green, NATO green.

SANDOW BALL

Ref : SB 01



Diameter mm	Length m	Weight g
6	0,22	16

Multiple uses: leisure, maritime, etc.

In bags of 10 pieces.

SANDOW WITH HOOKS

Ref : SCF



Iron hooks, epoxy paint

Ref : SCP



Polyamide plastic hooks with safety latches.

Designation	Length m	Diameter mm	Weight - g	
			Ref. SCF	Ref. SCP
01	0,4	8	90	38
02	0,6	8	98	48
03	0,8	8	108	54
04	1	8	112	66

Other dimensions and diameters available.

SPIDER SANDOW

Ref : SA 01



Diameter mm	Dimensions of the spider m	Weight g
9	2 x 0,4 + 4 x 0,6 + anneau métal	382

With different lengths, the sandows adapt perfectly to any lashing possibilities, whatever the load you need to secure.



THE **+** PMS INDUSTRIE a **PRODUCT**, a **MASS**, a **SOLUTION**



A client with a specific need



Study of the project and environmental constraints



Prototyping and testing in our laboratory



Validation of the prototype



Manufacturing

NEW

THE LOADS SAFETY WITNESS



Design of a retaining sling with overload indicator between 600 and 850 kg.

- Polyester webbing
- Width : 30 mm
- Length : 0,45 m
- Unfolded length : 1,45 m
- Breaking of the protective sleeve : 750 kg
- Breaking of unfolded webbing : 7 tons
- Reinforced eyes
- Heat-shrink protective sleeves.



EXAMPLE OF USE

Securing lifelines.

Contact us for more information or for any project study.



We have several raw material suppliers, characteristics are given for information purpose only.



SNOW

NEW

CRAMP[®]
XXL**THE + OF THE RANGE:**

- Extended turntable.
- Mountain law compatible.
- Optimised chain links.
- Guaranteed traceability.
- Downloadable instructions.
- Quick assembly

In accordance with the decree of 4 th september 1985.*COMPATIBLE WITH THE MOUNTAIN LAW**

- Mandatory from **1 November to 31 March** depending on the geographical area.
- **Obligation** for heavy goods vehicles to have snow tyres on at **least 2 driving wheels and 2 steering wheels on the main directional axle.**
- Have removable anti-skid **devices at hand** to equip 2 driving wheels.

Removable anti-skid device :

- guarantees the starting, guiding and braking of the vehicle.
- at all times, at least one gripping element not parallel to the direction of travel must be in contact with the ground (tolerance on the closing area of the system within the limit of 1.5 times the average distance between 2 contact points).

TWISTED CHAIN LINKS

The chain is made of **twisted «8» links** with **metal bars** welded transversely and **perpendicularly** to the direction of rotation of the wheel:

- **increased ground grip** compared to a chain with standard straight links.
- **optimal distribution** of the vehicle's **weight** on the chain while applying additional pressure to **prevent sliding**, even on the sides, for a greater efficiency when releasing.

**MULTI-FUNCTIONALITY**

The SnowCramp XXL[®] from PMS Industrie has been the reference on the European market for more than 25 years for clearance and has seen its plate width increased.

This new dimension allows us to offer you a multifunctional chain and therefore to comply with the mountain law*.

2 possible uses :

- release device: 3 elements per wheel.
- removable anti-skid device: 6 elements per wheel (to comply with the mountain law).

The SnowCramp XXL[®] is functional on all types of terrain.



SNOW



BLOCK ICE



SLUDGE



Release device



Removable anti-slip device

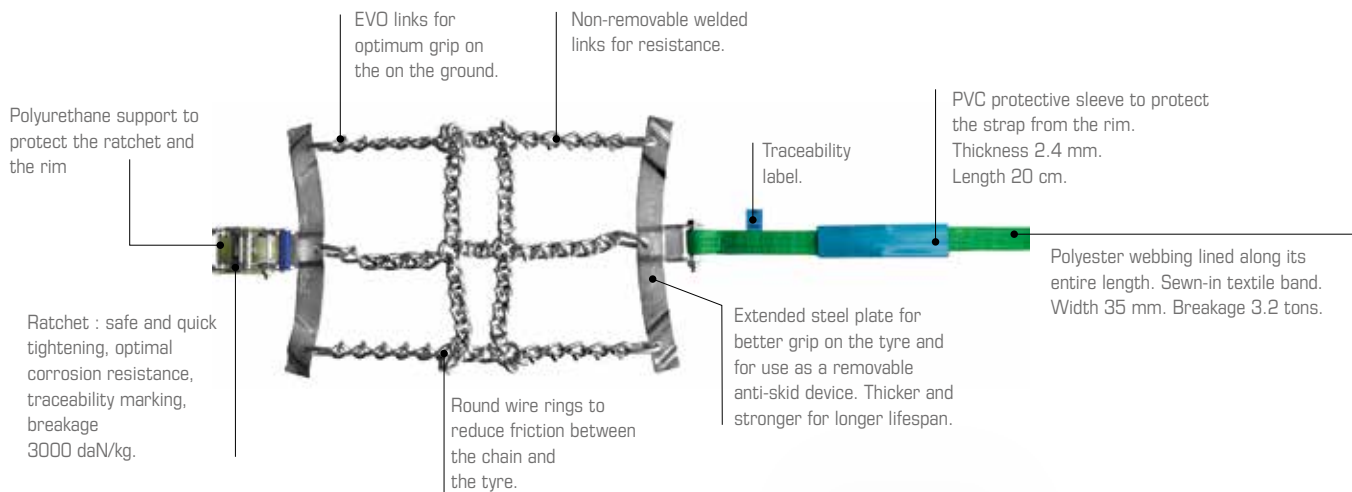


YOUR SNOWCRAMP XXL® IN BAG

Easy to handle, the SNOWCRAMP XXL® can be installed quickly without the need to remove the tyre, use a jack, chock or turn the wheel.



PUT TOGETHER IN ONLY 10 MINUTES



YOUR SNOWCRAMP XXL® IN A BAG 3 elements per bag

The storage bag is perfect for easy transport and storage, and your chains are also better protected.

On the back of the bag :

- descriptive diagrams of the system to choice,
- the tyre size correspondence table to help to choice the model of Snowcramp XXL®.

On the side of the bag :

- a QR code to download the instruction manual.



Your box as an option

For all your showroom presentations, box of 14 bags.

MATCHING WHEEL DIMENSIONS

Compatible tyres	Rim edge to rime edge
9 x R x 16	77,5
9 x R x 20	79
10 x R x 15	83,5
10 x R x 20	84,5
11 x R x 20	88,5
11 x R x 22	88,5
11 x R x 22,5	78
12 x R x 20	95
12 x R x 22,5	84
13 x R x 22,5	89,5
14 x R x 20	113
275 x 80 x 22,5	75
295 x 75 x 22,5	-

Compatible tyres	Rim edge to rime edge
295 x 80 x 22,5	80,5
305 x 70 x 19,5	76,5
315 x 60 x 22,5	77
315 x 70 x 22,5	75,6
315 x 75 x 22,5	-
315 x 80 x 22,5	84
335 x 80 x 20	90
365 x 80 x 20	99
385 x R x 22,5	93
400 x 70 x 20	-
425 x 65 x 22,5	102,7
445 x 65 x 19,5	108
445 x 65 x 22,5	108

Reference 1 bag for 3 elements : SNOWXXL SAC

Gencod : 3663143704739

Weight for 1 bag : 16,43 kg

Reference for only 1 element : SNOWXXL

Gencod : 3663143704760

Weight for 1 élément : 5,37 kg

We have several raw material suppliers, characteristics are given for information purpose only.

TOWING SLING

GRIZZLY EXTREME CAPACITY IN UHMWPE FIBER



Towing solution for an XXL truck.



Ref : GRIZZLYREM/...

**Capacity beyond this, please consult us.*

TOWING SLING FOR HEAVY TRUCKS



Not homologated on the road.

Roundsling with a PVC protective sleeve.

Available from 2 to 200 tons and more, *please consult us.*



Ref : EREM

Standard length	4 m
Weight	12 200 g

Contact us for more information and capacities or for any project study.

Possible options: other lengths and capacities possible, leather eye protection, etc.

OFFROAD VEHICLES TOWING SLING

Flat webbing towing sling - Manufacturing from 1 up to 20 t and more.

Ref : BTRM

Standard length	3 m
Weight	1 850 g

Capacity according to model, please consult us.



Textile reinforced eye and 1 hook with latch - Manufacturing from 1,6 up to 3,4 t.

Ref : 605 R1

Standard length	7,5 m
Weight	1 720 g

Capacity according to model, please consult us.



2 textile reinforced eyes - Manufacturing from 1,6 up to 3,4 t.

Ref : 600 R1

Standard length	7,5 m
Weight	1 370 g

Capacity according to model, please consult us.



Not homologated on the road.

OTHER LIFTING AND HANDLING SOLUTIONS



Wire rope sling p.134 - 138
 Multi leg slings from 1 to 4 legs p.139
 Concret culverts and manhole clamp..... p.140
 Lifting clamp p.140

Plate lifting clamp p.141
 Wire rope winch p.141
 Manual hoiste..... p.142

Texts and photos are not contractual. Some data may be modified without notice due to changes in standards.
 We have several sources of supply, the dimensions are given as an indication.



Ref : ECA001

SIMPLE LOOP WITH ALUMINIUM FERRULE WIRE SLING

CONFORM TO STANDARD EN 13414-1+A2

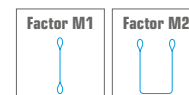


Designation	Rope diameter mm	WLL - kg factor M = 1	WLL - kg factor M = 2	WLL - kg factor M = 0,8	Opening dimensions mm	Min Length / Weight achievable		Weight m + kg
						m	kg	
02	2	40	80	32	30 x 15	1	0,017	0,013
04	4	170	340	136	60 x 30	1	0,080	0,055
06	6	380	760	304	90 x 45	1	0,190	0,125
08	8	700	1 400	550	120 x 60	2	0,640	0,231
09	9	850	1 700	700	135 x 68	2	0,840	0,292
10	10	1 050	2 100	850	150 x 75	2	1,000	0,361
11	11	1 300	2 600	1 060	165 x 83	2	1,300	0,437
12	12	1 550	3 100	1 250	180 x 90	2	1,600	0,520
13	13	1 800	3 600	1 450	195 x 98	2	1,900	0,610
14	14	2 120	4 240	1 650	210 x 105	2	2,300	0,708
16	16	2 700	5 400	2 175	240 x 120	2	3,100	0,924
18	18	3 400	6 800	2 825	270 x 135	2	4,200	1,170
20	20	4 350	8 700	2 450	300 x 150	2	5,400	1,444
22	22	5 200	10 400	4 200	330 x 165	3	8,700	1,747
24	24	6 300	12 600	5 000	360 x 180	3	10,600	2,079
26	26	7 200	14 400	5 900	390 x 195	3	12,800	2,440
28	28	8 400	16 800	6 750	420 x 210	3	15,700	2,830
32	32	11 000	22 000	9 000	480 x 240	3	21,200	3,697
36	36	14 000	28 000	11 250	540 x 270	3	28,200	4,679

Ref : ECA002

EYES FITTED WITH THIMBLE AND ALUMINIUM FERRULE WIRE SLING

CONFORM TO STANDARD EN 13414-1+A2



Designation	Cable diameter mm	WLL - kg factor M = 1	WLL - kg factor M = 2	Passage Thimble mm	Min Length / Weight achievable		Weight m + kg
					m	kg	
02	2	40	80	14 x 9	1	0,020	0,013
04	4	170	340	18 x 11	1	0,080	0,055
06	6	380	760	26 x 18	1	0,270	0,125
08	8	700	1 400	32 x 22	1	0,370	0,231
09	9	850	1 700	38 x 27	1	0,480	0,292
10	10	1 050	2 100	38 x 27	1	0,600	0,361
11	11	1 300	2 600	48 x 32	2	1,300	0,437
12	12	1 550	3 100	48 x 32	2	1,500	0,520
13	13	1 800	3 600	63 x 40	2	1,900	0,610
14	14	2 120	4 240	63 x 40	2	2,200	0,708
16	16	2 700	5 400	68 x 45	2	3,000	0,924
18	18	3 400	6 800	75 x 48	2	3,900	1,170
20	20	4 350	8 700	77 x 52	2	4,900	1,444
22	22	5 200	10 400	86 x 53	2	6,000	1,747
24	24	6 300	12 600	90 x 56	2	7,300	2,079
26	26	7 200	14 400	95 x 62	2	8,800	2,440
28	28	8 400	16 800	105 x 66	2	10,500	2,830
32	32	11 000	22 000	115 x 75	2	14,300	3,697
36	36	14 000	28 000	130 x 80	2	19,200	4,679

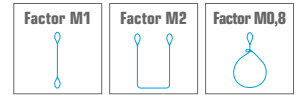
TIP : For certain loads, we recommend the use of extra-reinforced lugs, please consult us.

Galvanised steel - WLL established on a textile core basis (possibility of metal core for higher WLL range: consult us).

Ref : **ECA003A**

SPLICED BARE EYES WIRE SLING

CONFORM TO STANDARD EN 13414-1+A2



Designation	Cable diameter mm	WLL - kg factor M = 1	WLL - kg factor M = 2	WLL - kg factor M = 0,8	Passage buckle mm	Length / Weight minimum achievable		Weight m + kg
						m	kg	
08	8	600	1 200	480	120 x 60	2	0,720	0,231
10	10	950	1 900	760	150 x 75	2	1,230	0,361
12	12	1 370	2 740	1 096	180 x 90	2	1,910	0,520
14	14	1 860	3 740	1 488	210 x 105	3	3,510	0,708
16	16	2 430	4 860	1 944	240 x 120	3	4,840	0,924
18	18	3 085	6 170	2 468	270 x 135	3	6,460	1,170
20	20	3 800	7 600	3 040	300 x 150	3	8,400	1,444
22	22	4 610	9 220	3 688	330 x 165	3	10,600	1,747
24	24	5 480	10 960	4 384	360 x 180	3	13,200	2,079
26	26	6 440	12 880	5 152	390 x 195	4	18,600	2,440
28	28	7 460	14 920	5 968	420 x 210	4	22,400	2,830
32	32	9 750	19 500	7 800	480 x 240	4	31,350	3,697
36	36	12 340	24 680	9 872	540 x 270	4	42,300	4,679

Base 4 1/2 passes crossed, tied or covered with a heat-shrinkable sheath or polyurethane coating - Galvanised steel - WLL established on a textile core basis (possibility of metal core for higher WLL range: please consult us).

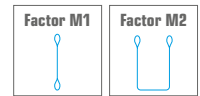
Note: We can consider increasing the length of the splice and therefore the number of passes and thus adapt this technique to a specific need.

Other Reference: **ECA003B** with thimble loops (cannot be used in a sliding configuration and in certain load cases we recommend the use of extra-reinforced lugs).

Ref : **ECA004A**

ENDLESS WIRE SLING WITH A DOUBLE ALUMINIUM FERRULE

CONFORM TO STANDARD EN 13414-1+A2



Designation	Cable diameter mm	WLL - kg factor M = 1*	WLL - kg factor M = 2**	Length / Weight minimum achievable		Weight m + kg
				m	kg	
08	8	1 400	2 800	1	0,300	0,231
10	10	2 100	4 200	1	0,500	0,361
12	12	3 100	6 200	2	1,300	0,520
14	14	4 240	8 480	2	1,900	0,708
16	16	5 400	10 800	3	3,500	0,924
18	18	6 800	13 600	3	4,500	1,170
20	20	8 700	17 400	3	5,700	1,444
22	22	10 400	20 800	3	7,000	1,747
24	24	12 600	25 200	4	10,700	2,079
26	26	14 400	28 800	4	12,700	2,440
28	28	16 800	33 600	5	18,000	2,830
32	32	22 000	44 000	6	28,000	3,697
36	36	28 000	56 000	6	36,200	4,679

* Necessarily on two parallel strands. ** Necessarily on four parallel strands.

Never bend or rest on the sleeved part. Definition of the length to be expressed: in developed length or in useful length.

Other references : **ECA004B** (strands tied with bare loop ligatures). **ECA004C** (strands brought together by loop ligatures with a thimble (in certain load cases, we recommend the use of extra reinforced thimbles).



ENDLESS GROMMET WIRE SLING

CONFORM TO STANDARD EN 13414-3+A1

Ref : ECA005A



Ref : ECA005B



Possibility to bring the strands by tying, please consult us.

Designation	Construction	Diameter hawser mm	Diameter grommet sling mm	Grommet sling breaking kg / 2 legs	WLL kg	Weight kg/ml
3	7 x 7 x 19	3	9	7 344	1 400	0,90
4	7 x 7 x 19	4	12	12 954	2 500	0,460
5	7 x 7 x 19	5	15	19 176	3 800	0,650
6	7 x 7 x 19	6	18	27 846	5 500	1,230
7	7 x 7 x 19	7	21	33 150	6 600	1,390
8	7 x 7 x 19	8	24	41 900	8 300	1,910
9	7 x 7 x 19	9	27	53 018	10 600	2,410
10	7 x 6 x 36	10	30	65 504	13 100	3,070
12	7 x 6 x 36	12	36	94 298	18 800	4,420
13	7 x 6 x 36	13	39	110 730	22 100	5,180
14	7 x 6 x 36	14	42	128 406	25 600	6,010
16	7 x 6 x 36	16	48	167 708	33 500	7,870
18	7 x 6 x 36	18	54	212 312	42 400	9,970
20	7 x 6 x 36	20	60	262 016	52 400	12,300
22	7 x 6 x 36	22	66	317 118	63 400	14,850
24	7 x 6 x 36	24	72	377 318	75 400	17,700
26	7 x 6 x 36	26	78	442 934	88 500	20,770
28	7 x 6 x 36	28	84	513 630	102 700	24,070
32	7 x 6 x 36	32	96	670 842	134 100	31,420
36	7 x 6 x 36	36	108	849 058	169 800	39,750

Made from hawsers assembled around a template - **Galvanised steel** - WLL established on a metal core base



KNOW-HOW :

Our production tool allows us to offer you a customised production. On simple request, we can adapt our production to your needs in perfect compliance with the standards in force.



The location of the ends of the hawser closing the greased strop has a red mark, which delimits an area forbidden to any form of bending or load positioning, under penalty of decommissioning of the assembly.

The use of this type of sling requires consideration of the relationship between the diameter of the axis «D» and the diameter of the strop «d», the influence of which is shown in the graph below.

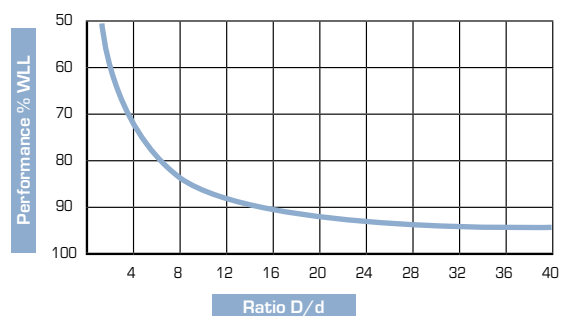
Definition of the length to be expressed according to terminology:

LD = developed length,

LU = Useful length,

considering the diameter of the axes at work.

The calculation note for the load range presented is based on a commuting loss suitable for working on pick-up shafts of compatible diameter.



Ref : ECHD010


SKIDDING CHAIN SLING CHAIN SLING

Designation	chain diameter mm	Breaking strength kg	Min effective working length		Weight m + kg
			m	kg	
08	08	9 000	2	4	1,490

Ref : ECA011


1 LEG WIRE SLING WITH SLIDING LATCHHOOK

Conform TO STAndard EN 13414-1+A2

Designation	Wire rope mm	WLL - kg factor M = 0,8	Head buckle passage mm	Length / Weight minimum achievable		Weight m + kg
				m	kg	
11	11	1 000	165 x 83	2	2,130	0,482
13	13	1 250	195 x 98	2	2,900	0,673
16	16	2 000	240 x 120	3	5,500	1,020
19	19	3 000	285 x 143	3	8,500	1,460
24	24	5 000	360 x 180	4	17,400	2,291

 1 bare loop, 1 thimble loop - With aluminium ferrule- **Galvanised steel**

The WLL is established on the basis of a metal core.

Ref : ECA014A


FLAT BRAIDED WIRE SLINGS & HAWSERS WITH TWO BARE EYES



Designation	Wire rope diameter mm	Dimensions. mm		WLL - kg factor M = 1	Loop opening dimensions mm	Length / Weight minimum achievable		Weight m + kg
		width	thickness			m	kg	
04	4	50	10	1 200	200 x 100	2	1,800	0,900
05	5	55	12	1 900	240 x 120	2	2,500	1,250
06	6	75	15	2 800	250 x 125	2	4,400	2,200
07	7	90	17	3 800	300 x 150	3	8,000	2,650
08	8	110	20	5 000	350 x 175	3	10,200	3,400
09	9	120	22	6 300	400 x 200	3	12,400	4,130
10	10	130	25	7 700	450 x 225	3	16,500	5,500
12	12	160	30	11 000	500 x 250	4	31,500	7,870
14	14	185	35	15 000	600 x 300	4	43,000	10,750
16	16	210	40	19 800	700 x 350	5	70,200	14,040
18	18	235	45	24 900	800 x 400	5	88,500	17,700
20	20	260	50	30 800	850 x 425	6	131,300	21,880

Galvanised steel - WLL established on a textile core basis (possibility of metal core for higher WLL range: please consult us).

 Other references : **ECA014B** (Loops with arch lugs) / **ECA014C** (Loops with heart lugs).

TIP : For certain loads, we recommend the use of extra-reinforced lugs, please consult us.

We have several raw material suppliers, characteristics are given for information purpose only.



Ref : ECA015A



FLAT BRAIDED WIRE SLINGS 12 HAWSERS WITH TWO BARE EYES



Designation	Wire rope diameter mm	Dimensions mm		WLL - kg factor M = 1	Buckle passage mm	Length / Weight minimum achievable		Weight m + kg
		width	thickness			m	kg	
04	4	60	10	2 200	200 x 100	2	2,400	1,200
05	5	75	12	3 300	240 x 120	2	3,700	1,850
06	6	90	15	4 900	250 x 125	2	5,400	2,700
07	7	105	17	5 800	300 x 150	3	11,000	3,660
08	8	120	20	7 300	350 x 175	3	14,200	4,730
09	9	135	22	9 300	400 x 200	3	18,000	6,000
10	10	150	25	11 500	450 x 225	3	23,800	7,930
12	12	180	30	16 600	500 x 250	4	45,600	11,400
14	14	210	35	22 600	600 x 300	4	62,000	15,500
16	16	240	40	29 700	700 x 350	5	101,400	20,280
18	18	270	45	37 400	800 x 400	5	127,800	25,560
20	20	300	50	46 200	850 x 425	6	189,600	31,600

Galvanised steel - The WLL is established on the basis of a textile core. You can have a metal core to reach higher capacities.

Other references : ECA015B (buckles with arch thimbles). ECA015C (Heart-thimble buckles).

Ref : ECA016A



WIRE ROPE SLING WITH PU RINGS AND BARE EYES WITH ALUMINIUM FERRULE



CONFORM TO STANDARD EN 13414-1+A2

Designation	wire rope diameter mm	Dimensions mm		WLL - kg factor M = 1	WLL - kg factor M = 2	Opening dimensions of the loop mm	Length / Weight minimum achievable		Weight m + kg
		Ø ring	pu ring length				m	kg	
10	10	21,2	37	1 050	2 100	150 x 75	2	1,640	0,809
11	11	24	43	1 300	2 600	165 x 83	2	2,130	1,025
12	12	24	43	1 550	3 100	180 x 90	2	2,430	1,108
13	13	31	49	1 800	3 600	195 x 98	2	3,270	1,688
14	14	31	49	2 120	4 240	210 x 105	2	3,670	1,786
16	16	35	50	2 700	5 400	240 x 120	2	4,850	2,384
18	18	40	62	3 400	6 800	270 x 135	2	6,420	3,384
20	20	40	67	4 350	8 700	300 x 150	2	8,130	4,170
22	22	46	74	5 200	10 400	330 x 165	3	14,370	4,799
24	24	50	76	6 300	12 600	360 x 180	3	16,970	5,796
26	26	50	76	7 200	14 400	390 x 195	3	20,310	6,822
28	28	55	82	8 400	16 800	420 x 210	3	22,960	7,912
32	32	63	95	11 000	22 000	480 x 240	3	27,830	8,665

Galvanised steel

Other references : ECA016B (buckles with arch thimbles). ECA016C (Heart-thimble buckles. For certain loads, we recommend the use of extra-reinforced lugs, please consult us).



Ref : **AALBTC**

CONCRETE CULVERTS AND MANHOLE CLAMP



Designation	WLL kg	Number of clamps	Length chain m	Spacing mm	Ø inside pipes m	Weight kg
15	1 500	3	1,5	from 40 to 120	de 0,4 to 2,2	26
30	3 000	3	2	from 100 to 140	de 0,4 to 2,2	45

100% TRACEABILITY

Traceability marking engraved on the part



→ These Class 8 (Grade 80) chain slings are designed and manufactured in such a way that unintentional removal of any component cannot occur.

→ In this type of chain sling assembly, the mechanically assembled linking components have a Working Load Limit higher or equivalent (never lower) than that of the chain to which they are connected.

3 self-closing CLAMPS

→ These clamps are made of welded steel and are self-closing, without adjustment, for an ideal fit.



BLOCK LIFTING CLAMP

Ref : **AAPLBT**



Designation	For blocks up to - kg	Opening - mm	Weight - kg
10	100	1 000	8

for handling standardized sidewalk blocks (1 meter).

Ref : **AAPLBT2**

BLOCK LIFTING CLAMP WITH CHAIN

NEW



the clamp can be used with a lifting device or manually by two people with the handles.

Designation	For blocks up to - kg	Opening - mm	Weight - kg
15	150	20 à 180	12,8

Equipped with a grade 80 chain sling (compliant with EN 9184 standard).



• Ref : AAG10

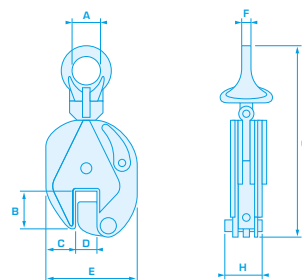
PLATE LIFTING CLAMP



Designation	WLL kg	Maximum opening - mm	Dimensions - mm								Weight kg
			Ø A	B	C	D	E	F	G	H	
01	500	15	30	43	34,5	0-17	103	10	212	36	2
02	1 000	20	48	63	51	0-22	138	12	294	50	4,8
03	2 000	25	68	76	59	0-27	164	16	370	52	7,5
04	3 000	30	74	85	56	0-32	193	20	418	78	15,5
05	5 000	50	80	90	65	0-52	240	22	450	88	20

EFFICIENT HANDLING : MULTIDIRECTIONAL CLAMP.

The PMS Industry range is a guarantee of high quality .
Ideal for handling metal plates: the plate lifting clamp facilitates work thanks to its directional lifting point.
Each clamp has traceability and is identified.



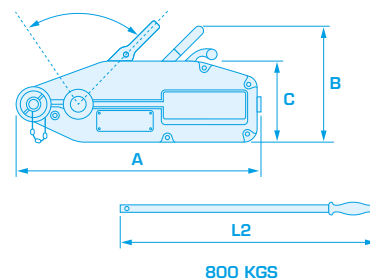
• Ref : AAACP10

WIRE ROPE WINCH

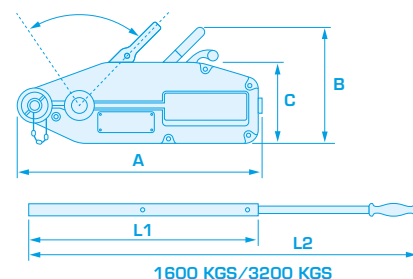
Safety factor of the device: 4.
Safety factor of the wire rope: 5.

EN 13157+A1

Designation	Nominal capacity kg	Wire rope diameter mm	Wire rope length m	Dimensions - mm							Weight kg
				A	B	C	D	E	L1	L2	
SL08	800	8,3	20	426	235	168	60	64	-	80	13,2
SL16	1 600	11	20	545	280	190	72	97	80	120	25,4
SL32	3 200	16	20	660	325	230	91	116	80	120	47,2



800 KGS



1600 KGS/3200 KGS

We have several raw material suppliers, characteristics are given for information purpose only.



MANUAL HOIST



SAFETY

The braking device allows a smooth and controlled descent of the load.

The hoist chain supplied is calibrated, short-linked and grade 80, making the system safe.

The design of these hoists, which are fitted with a chain guard and guide, avoids the risk of injury to operators and ensures correct positioning of the chains.

USEFUL

These hoists are easily transportable and quick and easy to install.

They are operated by a manual chain and therefore do not require an electrical supply, making them ideal for outdoor lifting.

The hooks rotate and swivel, making it easy to set up the hoist and handle the load.

VERSATILITY

PMS Industrie hoists are ideally suited for use in factories, mines, garages, workshops, farms, construction sites, docks and warehouses for the installation of equipment and the loading and unloading of goods.

INSTALLATION

The manual hoist can be attached to a transport trolley for use as a mobile chain hoist.

It can be combined with a monorail overhead transport system, a mobile hoist and a jib crane.



Before shipping, each hoist is subjected to static and dynamic tests.



A marking with arrows makes it easy to see which way the load is going up and down.



Each hoist is equipped with a marking plate for safe use and perfect traceability.



Each hoist is supplied with operating instructions.



The hoists are delivered in marked cartons so that each model can be identified immediately.

CHAIN HOIST

• Ref : AAPMC PMS



EN 13157+A1

Designation	Capacity kg	Chain length m
05 3	500	3
10 3	1 000	3
15 3	1 500	3
20 3	2 000	3
30 3	3 000	3
50 3	5 000	3
100 3	10 000	3
200 3	20 000	3

LEVER HOIST

• Ref : AAPML PMS

EN 13157+A1

Designation	Capacity kg	Chain length m
7.5	750	1,5
15	1 500	1,5
30	3 000	1,5
60	6 000	1,5



PACKAGING

Packaged in buckets up to 1,500 kg capacity for this model.

PERSONAL PROTECTIVE EQUIPMENT

Made in France in our factory in Beauvallon



ile'o - Pylonist and industrial maintenance harness	p.144
alt'o - Rope access harness	p.145
vit'o - Fall arrest and rescue harness	p.146
Pack & G'O - Fall arrest with integrated transport bag	p.147
KTP EVO - Fall arrest and rescue harness	p.148
IZI EVO - Fall arrest harness	p.149

ECO RANGE	p.150
arb'o - Tree climbing belt	p.151
Fall arrest harness	p.152
Cable retractable type fall arrester	p.152
Lanyards and shoks absorbers	p.153 to 155

Texts and photos are not contractual. Some data are subject to change without notice due to the evolution of standards.



ile'o

PYLONIST AND INDUSTRIAL MAINTENANCE HARNESS

—
MAX
140 KG
—

Standard EN 361 / EN 358 / EN 813 / EN 1497



Ref : NUS140

A fall arrest and rescue harness, versatile and ergonomic with a large work positioning belt and a breathable back pad with many adjustment possibilities to ensure the highest comfort and the quickest donning. Its belt design with large lateral positioning D rings enables the user to rotate while working and offer a very good back support. It is made of very resistant water repellent webbings for workers with tools up to 140kg and is fitted with many tool-holders.

THE + OF THE RANGE :

- Set up s a jacket full opening
- Drop indicators
- Lateral attachment points for work positioning allowing rotation

- 1 - Front fall arrest and rescue attachment points
- 2 - Ventral suspension attachment point
- 3 - Lateral attachment points for work positioning
- 4 - Large leg straps and positioning belt with breathable 3D fabric
- 5 - Removable back pad with 3D fabric
- 6 - Back fall arrest attachment point
- 7 - Large textile strings for tools holding
- 8 - Removable lanyard holder (X2) included

S | M - L | XL | XXL*

*On request



alt'o

ROPE ACCESS HARNESS

—
MAX
140 KG
—

Standard EN 361 / EN 358 / EN 813 / EN 1497



Ref : NUS130

A versatile high comfort with a modern design. Its resistant light alloy components make it safe and lightweight. Its design allows fast and easy adjustment and its ergonomics is adapted to any working conditions. The shoulder straps are widely spaced to limit neck shafing.

THE + OF THE RANGE :

- Back pad adjustable on height + 3 large textile strings for tool holding + 2 plastic D rings
- Large opening back D ring in aluminum



- 1 - Fall arrest and rescue attachment point with D ring in aluminum
- 2 - Ventral suspension attachment point
- 3 - Lateral attachment points for work positioning
- 4 - Large leg straps and positioning belt with breathable 3D fabric
- 5 - Back pad with breathable 3D fabric
- 6 - Removable lanyard holder included
- 7 - Removable ascender adjuster with elastic string to hold tight the ventral ascender on the ALT'O harness.
- 8 - Comfortable seat for suspension works to use with ALT'O harness (connectors not included).

S | M - L | XL | XXL*

*On request





vit'o

FALL ARREST AND RESCUE HARNESS

—
MAX
140 KG
—

Standard EN 361 / EN 14977



VIT'O / 67

Ref : NUS67

Fall arrest harness VIT'O comfortable lightweight and safe, fits most of the bodies thanks to its high performance adjusting and locking systems. Shoulder adjustment on top, chest strap and leg locking with automatic aluminum buckles.

VIT'O / 87 ET 77

Refs : NUS77A / NUS87A

An innovative version of the VIT'O range with the easy adjustment of the shoulder straps pulling downwards, the evolution of the front fall arrest point through an aluminum O ring for easy attachment. The locking of the leg and chest strap is made with automatic aluminum buckles.



NUS87A : Model with elastic webbing on shoulders.



- 1 - Front fall arrest and rescue attachment point
- 2 - Back fall arrest attachment point on
- 3 - Large leg straps with breathable 3D fabric
- 4 - Removable back pad with breathable 3D fabric (option)
- 5 - Shoulder straps adjustment pulling downwards
- 6 - Drop indicators (x2)



Pack&G'o

FALL ARREST WITH INTEGRATED TRANSPORT BAG

—
MAX
140 KG'
—

Standard EN 361



Ref : NUS57P

Pack&G'O is a fall arrest harness with an integrated transport bag. It offers to the user a better comfort and allows its quick storage. This harness includes 2 fall arrest attachment points: 1 in the front with textile loop and 1 in the back with metallic D ring.

Pack&G'O is an innovative harness with its anti trauma buckles on legs which reduces the arrest force in case of a fall. It is fitted with automatic buckles on chest and legs straps. Available in 3 sizes it can be easily adjusted by pulling downwards the shoulder straps through the quick buckles.

THE + OF THE RANGE :

- A reversible bag.
- Patented anti-trauma buckles.

S | M - L | XL | XXL*

*On request

THE REVERSIBLE BAG

- The Pack&G'O is ready to use instantly: the harness is ready to be put on right after the bag is turned over.
- The bag is easy to store and transport. Made of flexible elastane fabric, it protects the equipment.



- 1 - Front fall arrest attachment point
- 2 - Back fall arrest attachment point D ring
- 3 - Reversible bag made of fluo neoprene fitted with a comfort back pad
- 4 - Patented anti-trauma buckles
- 5 - Removable lanyard-holder
- 6 - Drop indicators (x2)

*As far as it is associated with fall arrest device tested to 140 kg.



KTP EVO

FALL ARREST AND RESCUE HARNESS



A UNIQUE
CONCEPT

IN 1 **3**

The KTP EVO harnesses are unique on the market: the bag, the harness and the lanyard cannot be dismantled. They provide a complete personal protective system, usable instantly.

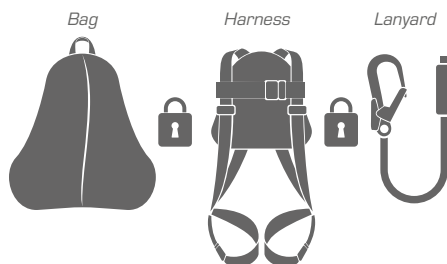
PMS industrie is improving this model with the new KTP EVO range and its automatic locking loops with security indicator, wich improve user comfort...

THE OF THE RANGE :

- A reversible bag.
- Anti-tourniquet safety.

THE REVERSIBLE BAG ?

- The KTP EVO is usable instantly: the harness is ready to be put on right after the bag is turned over.
- The bag is easy to store and transport. Made of flexible elastane fabric, it protects the equipment.



5 DESIGNS SUITABLE FOR ANY ACTIVITIES



FALL ARREST

KTP EVO 2

COMPLIES WITH STANDARDS
EN361:2002, EN355:2002

Single webbing lanyard (length
2 m).

Shock absorber.

Aluminium connector big opening
(64 mm).

Ref. KTP EVO 2



FALL ARREST

KTP EVO 4

COMPLIES WITH STANDARDS
EN361:2002, EN355:2002

Single ELA lanyard with **shock
absorber** (length 1 m,
max stretched length 2 m).

*The "ELA" lanyard is very
handy, compact and adapts
itself perfectly to the operator's
movements. Linear absorption of
energy in case of fall to reduce the
violence of the shock.*

Aluminium connector big opening
(64 mm).

Ref. KTP EVO 4



FALL ARREST

KTP EVO 6

COMPLIES WITH STANDARDS
EN361:2002, EN355:2002

Double webbing lanyard (length
2 m).

Shock absorber.

Aluminium connector big
opening (64 mm).

Ref. KTP EVO 6



FALL ARREST

KTP EVO 9

COMPLIES WITH STANDARDS
EN361:2002, EN360:2002

Retractable fall arrester:
25mm webbing deployed length
2 m.

*The retractable fall arrester with
aluminium guard is designed for a
minimal clutter.*

Aluminium connector big opening
(64 mm).

Ref. KTP EVO 9



HOLDING ONLY

KTP EVO 11

COMPLIES WITH STANDARDS
EN361:2002, EN354:2010

Single webbing lanyard. (Regular
length 1 m, max 1,5 m).
Aluminium connector big opening
(64 mm).

Holding system only.

Ref. KTP EVO 11



IZI EVO

FALL ARREST HARNESS

—
MAX
140 KG¹
—



Ref : EVOIZI2 2 Points fall arrest harness

Ref : EVOIZI1 1 Point fall arrest harness

Ultra-fast adjustment with 2 clamping handles.

Safety : Side loops eliminate the suspension trauma effect.

Simplified periodic checking : design with only 2 load-bearing seams for enhanced resistance.

One size fits all : the harness is completely adjustable, allowing all parts to adjust to every shape.

Vertically adjustable sternal attachment point (IZI EVO 2 only).

THE + OF THE RANGE :

- Ultra fast adjustment : with 2 clamping handles.
- One size fits all.



1

Put the harness on



2

Pull on both lateral loops for a quick adjustment



3

Ready to use

¹As far as it is associated with fall arrest device tested to 140 kg.



Eco range



2 POINTS FALL ARREST HARNESS + WORK POSITIONING BELT

Standard EN 361 : 2002 / EN 358 : 2018

Ref : NUSL4ECO

Harness with two fall arrest attachment points in the back, either on the steel D ring or on the extension strap, and one fall arrest attachment point in the front by connecting the 2 webbing loops. The extension strap when not used can be fixed onto shoulder strap through Velcro tape. A padded belt with 2 lateral D rings and four tool-holders is integrated to this harness.



2 POINTS FALL ARREST HARNESS

Standard EN 361 : 2002

Ref : NUSL2ECO

Harness with two fall arrest attachment points in the back, either on the steel D ring or on the extension strap, and one fall arrest attachment point in the front by connecting the 2 webbing loops. The extension strap when not used can be fixed onto shoulder strap through Velcro tape.



1 POINT FALL ARREST HARNESS

Standard EN 361 : 2002

Ref : NUSL1ECO

Harness with two fall arrest attachment points in the back, either on the steel D ring or on the extension strap. The extension strap when not used can be fixed onto shoulder strap through Velcro tape.



arb'o

TREE CLIMBING BELT

Standard EN 358 / EN 813

—
MAX
140 KG
—



Ref : NELUS150

Seat belt for work positioning especially designed for tree climbing. The belt and legs straps integrate a semi-rigid large and breathable pad, made of 3D fabric which improve its comfort. ARB'O is easy to adjust to fit the user with its quick adjustment systems and aluminum automatic buckles. The adjustable elastic webbing connecting the leg straps to the belt facilitates the user ascent on rope.

The double bridge in polyamide rope equipped with aluminum rings, can be easily adjusted and replaced through specific knots. The side anchor plate allows not only to connect the double bridge but to connect the work positioning lanyard fitted associated with an ERG'O type rope adjuster. The ARB'O tree climbing belt is also equipped with many loops and tool-holders to carry your working tools and accessories.

THE OF THE RANGE :

- Legs height adjustment to user's moves with elastic straps.
- Identification label hidden on the back.
- Double bridge in aramid included - Replacement by double fisherman's knots.

S | M-L | XL | XXL*

*On request



Ref : NELUS152



Ref : NELUS126

- 1 - Lateral attachment points for work positioning
- 2 - Double suspension bridge with anodized aluminum rings
- 3 - Work positioning attachment point on offset plate
- 4 - Large legs and positioning belt with breathable 3D fabric

ACCESSORIES

- 5 - Shoulder straps designed to take the load from the belt to the shoulders to increase comfort
- 6 - Comfortable seat for suspension works

FALL ARREST HARNESS

MAX
140 KG¹



Standard EN 361 : 2002

Ref : NUS55

Fullbody harness bicolor in polyester webbing with 2 fall arrest attachment points : 1 front loop and 1 back large aluminum D ring. Easy to adjust with slide buckles on shoulder straps, pulling downwards and quick buckles on legs. It is fitted with 2 fall indicators.

S M-L XL XXL*

*On request



Standard EN 361 : 2002 / EN 358 : 2018

Ref : NUS55C

Fullbody harness bicolor in polyester webbing with 2 fall arrest attachment points : 1 front loop and 1 back large aluminum D ring. A comfort belt is integrated in high density foam for positioning and 2 large side D rings in aluminium for work restraint. Easy to adjust with slide buckles on shoulder straps, pulling downwards and quick buckles on legs. It is fitted with 2 fall indicators.

S M-L XL XXL*

*On request

CABLE RETRACTABLE TYPE FALL ARRESTER

Standard EN 360 - Standard FICHES : VG11 11.060 / 11.062

MAX
140 KG¹

THE ⊕ OF THE RANGE :

360° TO SWIVEL

- The swivel hook ensures an efficient anchorage and the correct position of the fall arrest.

SWIVEL + DROP INDICATOR

- Fitted with a swivel connector with drop indicator, it follows all user movements and ensure safety at a glance.

CARRYING HANDLE

- To make it easy to carry Neo Edge EVO is fitted with a transport handle made of textile and elastomer.

Ref : NEO120EVO



The NEO EDGE EVO is a fall arrester fitted with a 12 m retractable steel wire rope. User-friendly, it is equipped with a textile carrying handle to facilitate its transport. It is recommended for both vertical and horizontal use for any user up to 140 kg. The shock absorber on the cable termination is protected by a polyester cover.




LANYARDS AND SHOCKS ABSORBERS

SHOCK ABSORBER WITH INTEGRATED ELASTIC LANYARD

—
MAX
140 KG¹
—

série
EDGE



Shock absorber with integrated single or double elastic webbing lanyard (Y model).
Extended length 1m without connector.

Compatible in a horizontal use for a maximum load up to 140kg (user + equipment).
A removable connector on energy absorber side and a removable or irremovable connector on the lanyard side.

The shock absorber is protected with a polyester pouch.

Available with or without connectors.

THE + OF THE RANGE :

- Tested for horizontal use.
- Small footprint

Ref : NHEA10MC

Lanyard 1m (extended) with shock absorber + 1 triple action connector + 1 automatic connector

Ref : NHEYA10MC

Y Lanyard 1m (extended) with shock absorber + 1 triple action connector + 2 automatic connectors

Other connectors available. Please contact us.



Shock absorber with integrated double elastic webbing lanyard (Y model).
Extended length 1m3 or 1m7 without connector. A removable connector on energy absorber side and a removable or irremovable connector on the lanyard side.

The shock absorber is protected with a polyester pouch. Available with or without connectors.

Ref : NEA13AC

Elastic webbing lanyard 1,30 m + 1 steel screw connector + 1 automatic connector

Ref : NEYA13AC

Double elastic webbing lanyard 1,30 m + 1 steel screw connector + 2 automatic connectors

Ref : NEA17AC

Elastic webbing lanyard 1,70 m + 1 steel screw connector + 1 automatic connector

Ref : NEYA17AC

Double elastic webbing lanyard 1,70 m + 1 steel screw connector + 2 automatic connectors

Other connectors available. Please contact us.



SHOCK ABSORBER WITH INTEGRATED LANYARD

MAX
140 KG

Standard EN 355 / Standard FICHE : VG11 11.062 / 11.074

série
EDGE



Ref : NHDA10MM



Ref : NHDYA10MC

Single or double lanyard (Y model) in braided sheath rope ø 10,5 mm with integrated shock absorber, of length 1 m without connector.

Compatible in a horizontal use for a maximum load up to 140 kg (user + equipment).

The shock absorber is packaged in a polyester bag.

Available with or without connectors.

THE + OF THE RANGE : Tested for horizontal use.

Ref : NHDA10MC

Kernmantel rope 1 m with vertical/horizontal absorber + 1 connector aluminium triple safety + 1 automatic connector

Ref : NHDYA10MC

Y kernmantel rope 1 m + 1 connector aluminium triple safety + 2 automatic connectors

Other connectors available. Please contact us.



Ref : NDAT10AC



Ref : NDYAT10AC

Single or double lanyard (Y model) with integrated shock absorber, of different lengths without connectors 1,3m and 1,7m. Available in braided sheath rope lanyard Ø10,5mm or webbing lanyard, with or without connector. For any other specific length, contact us.

Ref : NDAT13AC

Kernmantel rope 1,3 m with shock absorber fitted + 1 screw gate connector + 1 automatic connector

Ref : NDYAT13AC

Y kernmantel rope 1,3 m with shock absorber fitted + 1 screw gate connector + 2 automatic connectors

Ref : NSAT13AC

Webbing lanyard 1,3 m with shock absorber fitted with + screw gate connector + 1 automatic connector

Ref : NSYAT13AC

Y webbing lanyard 1,3 m with shock absorber fitted + 1 screw gate connector + 2 automatic connectors

Other connectors - lengths available.. Please contact us.

CONNECTING LANYARD

Standard EN 354



Ref : NLD10AC

Kernmantel rope with sewn terminations 1 m fitted + 1 steel screw connector + 1 aluminium connector with large opening

Ref : NLDY10AC

Y Kernmantel rope with sewn terminations 1 m fitted + 1 steel screw connector + 2 large opening aluminium connectors

Ref : NLS10AC

Webbing lanyard 1 m fitted + 1 steel screw connector + 1 aluminium connector with large opening

Ref : NLSY10AC

Y Webbing lanyard 1 m fitted + 1 connector steel screw + 2 large opening aluminium connectors

Other connectors - lengths available.. Please contact us.



WORK POSITIONING LANYARD

—
MAX
140 KG¹
—

Standard EN 358



Adjustable work positioning lanyard from 1,7 m without connector. Available in braided sheath rope lanyard or webbing lanyard, with or without connector. For any other specific length, contact us.

Ref : NLR17AD *Adjustable kernmantel rope 1,7 m+ 1 steel screw connector + 1 steel connector*

Ref : NLSR17AD *Adjustable webbing lanyard 1,7 m + 1 steel screw connector + 1 steel connector*

Other connectors available. Please contact us.



ERG'O

ERG'O is a work positioning lanyard in polyamide braided rope Ø12 mm. Fitted with an ergonomic rope adjuster in light alloy and a protective sleeve, the lanyard is equipped with triple lock connectors (ref.NLR..MV).

Ref : NLR20MV *ERG'O work positioning lanyard length 2 m fitted + 1 aluminium triple safety connector + 1 triple safety swivel connector*

Ref : NLR20AD *ERG'O work positioning lanyard length 2 m fitted + 2 steel connectors*

- 1 - Protective sleeve
- 2 - Aluminum alloy rope adjuster



FINCH

Adjustable and compact work positioning lanyard. It can be connected to the lateral attachment points of a Fall arrest harness, for climbing up poles or for positioning on pylons and it can also be connected to the ventral attachment point for positioning on inclined surfaces where there is no risk of a pendulum.

Ref : NLRFINCH.2 *Work positioning lanyard with tensioner 2 m*

Ref : NLRFINCH.3 *Work positioning lanyard with tensioner 3 m*


—
MAX
140 KG¹
—

Other connectors available. Please contact us.



**Find our complete
neofeu)
range on the website**

www.neofeu.com





A Product, a Mass, a Solution



PMS Industrie 8 Route des Planches - 25250 Rang
E-mail : export@pms-ind.com / www.pms-ind.com

Ref. CATPMS-EXP0203



Opérateur
économique
agréé

REGION
BOURGOGNE
FRANCHE
COMTE

+33 (0)3 81 96 33 34

Fax : +33 (0)3 81 96 38 84